

BROCHURE

MEETINGS, INCENTIVES, CONFERENCES AND EVENTS



BEYOND YOUR EXPECTATIONS

SANA

MEETINGS, INCENTIVES, CONFERENCES AND EVENTS

Meetings, incentives, conferences and special events breathe new life with SANA. Our Conference Centres offer solutions for all your needs. With privileged locations in the city or near the beach, SANA offers versatile and functional venues combined with experienced reliable and dedicated teams who have specialist knowledge in the following events:



CONFERENCES



COCKTAILS



EXHIBITIONS



CAR LAUNCHES



FASHION SHOWS



GALA DINNER



DISCO AND PRIVATE EVENTS



TEAM BUILDINGS



WEDDINGS

MORE THAN



100 MEETING ROOMS

MORE THAN



2700 ROOMS

8 CONSECUTIVE YEARS
CONSUMER CHOICE



TECHNOLOGY

For your event to be a success our meeting rooms have a highly adaptable Internet and audiovisual network infrastructure, as well as a technical support team available exclusively for your group or company.



INTERNET

- WIFI Network with SSID configuration (specific to the client/event)
- Last generation WIFI network suitable for many users
- Public IP Addresses for connecting conference equipment, live streaming, etc.
- Ability to deliver specific and dedicated bandwidths for events



AUDIOVISUALS

- Digital Signage customisable to each partner/event/promoter for communication
- LED WALL (only available in some venues)
- Customisable Sound by room or multi-room



SANA WORLD



- EPIC SANA **Algarve**
- EPIC SANA **Lisboa**
- EPIC SANA **Luanda**
- EPIC SANA **Marquês**
- EPIC SANA **Casablanca***



- SANA **Malhoa**
- SANA **Sesimbra**
- SANA **Silver Coast**
- SANA **Metropolitan**
- SANA **Berlin**



- SANA **Capitol**
- SANA **Reno**
- SANA **Rex**



- EVOLUTION **Lisboa**
- EVOLUTION **Cascais-Estoril**
- EVOLUTION **Valbom***
- EVOLUTION **Casablanca***
- EVOLUTION **Tbilisi***
- EVOLUTION **Porto Gaia***

SANA
EXPERIENCES

SAYANNA
WELLNESS & SPA

A PASTORINHA

FIFTY
SECONDS
Martin Perastogović

SUD LISBOA

BREAD & FRIENDS

VASCO
DA GAMA
TOWER
BABYLON
360°

*Coming soon

LISBON

Lisbon. Europe's westernmost capital, recognized with more than 36 world travel awards.

A destination where the sun shines up to 290 days a year and temperatures rarely drops below 15°C.

An authentic capital, where ancient habits and secular history intersect with cultural animation and technological innovation. A capital with restaurants, bars and activities for all tastes, budgets and criteria.

To discover it in its full glory, SANA is the perfect starting point.



10 SANA UNITS

PENICHE

SANTARÉM

LISBON

SETÚBAL


ÉVORA

TEMPERATURE



SPRING

Minimum: 10°C
Maximum: 26°C



SUMMER

Minimum: 17°C
Maximum: 30°C



AUTUMN

Minimum: 9°C
Maximum: 24°C



WINTER

Minimum: 7°C
Maximum: 18°C

WELCOME TO
MYRIAD
by SANA





LOCATION

With a prime location in Lisbon over the Tagus River, within walking distance to Altice Arena, the Oceanarium, the Lisbon Casino, the Lisbon International Airport and very close to the main access routes into the city of Lisbon.

ACCESS



8 min. from Oriente station
Metro, Bus and Train



Close to A1 and Vasco da Gama Bridge



8 min. from Lisbon Airport

SURROUNDING AREA



On river side (Tejo River)



Shopping & Restaurant Area
500m FIL (International Fair of Lisbon)
1,1 km Vasco da Gama Shopping Center
1,1 km Altice Arena



Cultural and Leisure Area
700 m Gondola Lift (north entrance)
1,5 km Oceanarium
1,5 km Lisbon Casino

Cais das Naus, Lote 2.21.01
Parque das Nações - Lisboa 1990-173
info@myriad.pt | +351 211 107 600



HOTEL FACILITIES



186 Bedrooms
150 Deluxe | 26 Premium | 9 Suites | 1 Presidential Suite



2 Restaurants
FIFTY SECONDS by Martin Berasategui | River Lounge



Bar
River Lounge Bar



SAYANNA Wellness & SPA
Vitality Pool | Sauna | Steam room | Treatment and massage rooms | VIP SPA Suite with private Turkish Bath and flotarium | Gym



3 Meeting Rooms



Conventions Center
MYRIAD Crystal Center
10 Meeting Rooms | 2 Foyers | Exterior Deck
Business Center



Car park





RIVER LOUNGE



SANA



MYRIAD BY SANA

RIVER LOUNGE





LEÓNIDAS MEETING ROOM

FEATURES



Access for people with reduced mobility



Natural Daylight



Air conditioning in the rooms



Coffee Station, Coffee Break, Cocktail,
Set Menus & Buffets available



Wi-Fi Access



Electronic blackouts



Sound and lighting control

SERVICES



Audiovisual Equipment

HD Video projectors

Projection screens | DVD players | Speakers |

Three-phase connections | UPS-protected sockets |

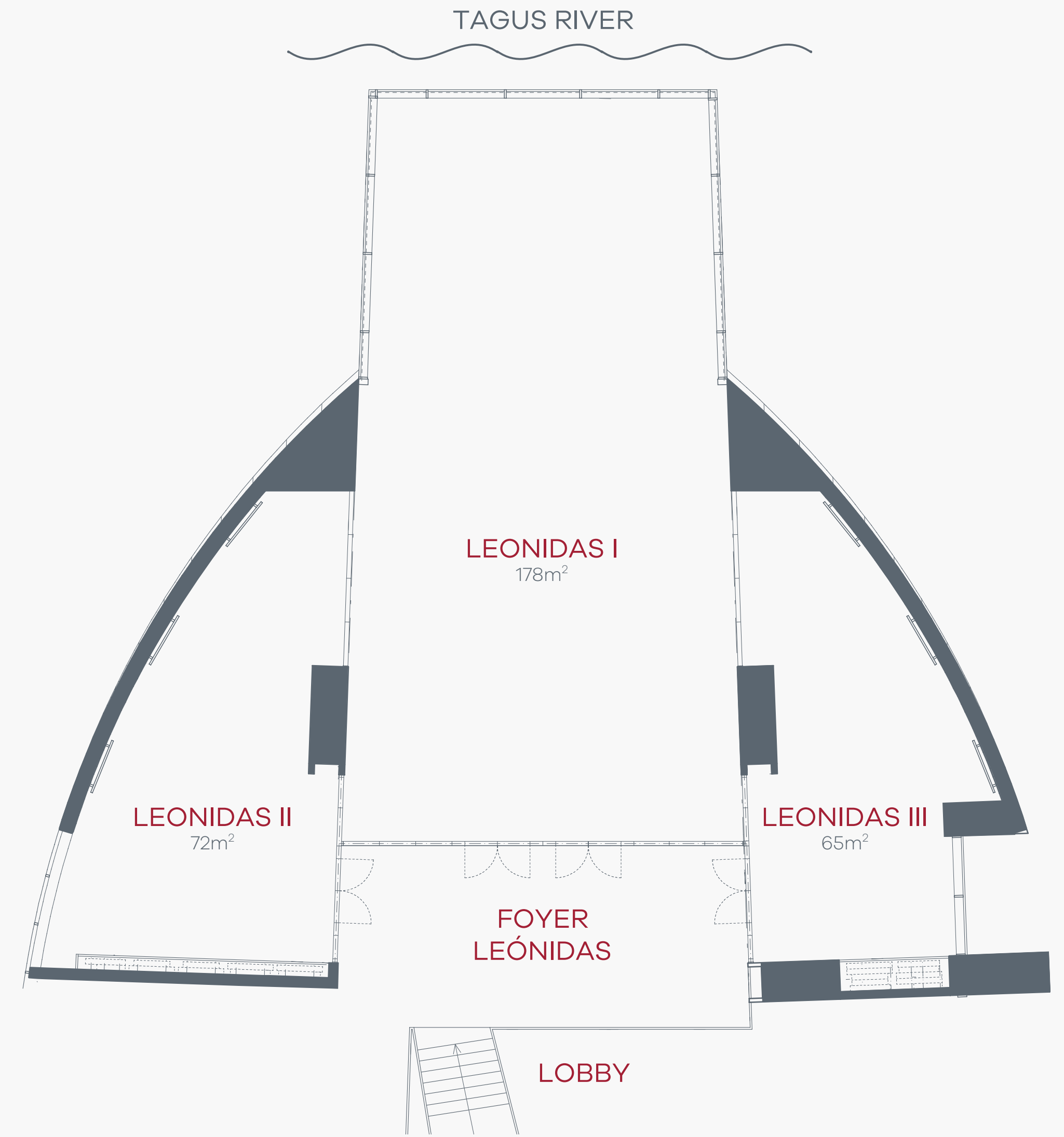
Several voice and data connections



LEÓNIDAS MEETING ROOM

Capacity

	Area	Dimensions	Capacity							
			Cocktail	Buffet	Banquet	Theatre	Classroom	Cabaret	O-shape	U-shape
Leónidas I	198 sqm	19.97 x 9.93 m	170	120	140	130	72	84	36	30
Leónidas II	72 sqm	13.08 x 7.70 m	30	14	14	-	-	-	14	13
Leónidas III	65 sqm	14.17 x 6.71 m	50	30	40	42	28	24	18	16
Leónidas I + II + III	331 sqm	-	250	180	220	-	-	-	-	-
Foyer Leónidas	52 sqm	-	-	-	-	-	-	-	-	-



LEONIDAS



SANA

MYRIAD BY SANA

CONVENTION CENTER MYRIAD CRYSTAL CENTER

FEATURES



Access for people with reduced mobility



Natural Daylight



Air conditioning in the rooms



Coffee Station, Coffee Break, Cocktail,
Set Menus & Buffets available



Wi-Fi Access



Electronic blackouts



Sound and lighting control

SERVICES



Audiovisual Equipment

HD Video projectors

Projection screens | Ledwall (Astaire room)

| DVD players | Speakers | Three-phase connections

| UPS-protected sockets | Several voice and
data connections



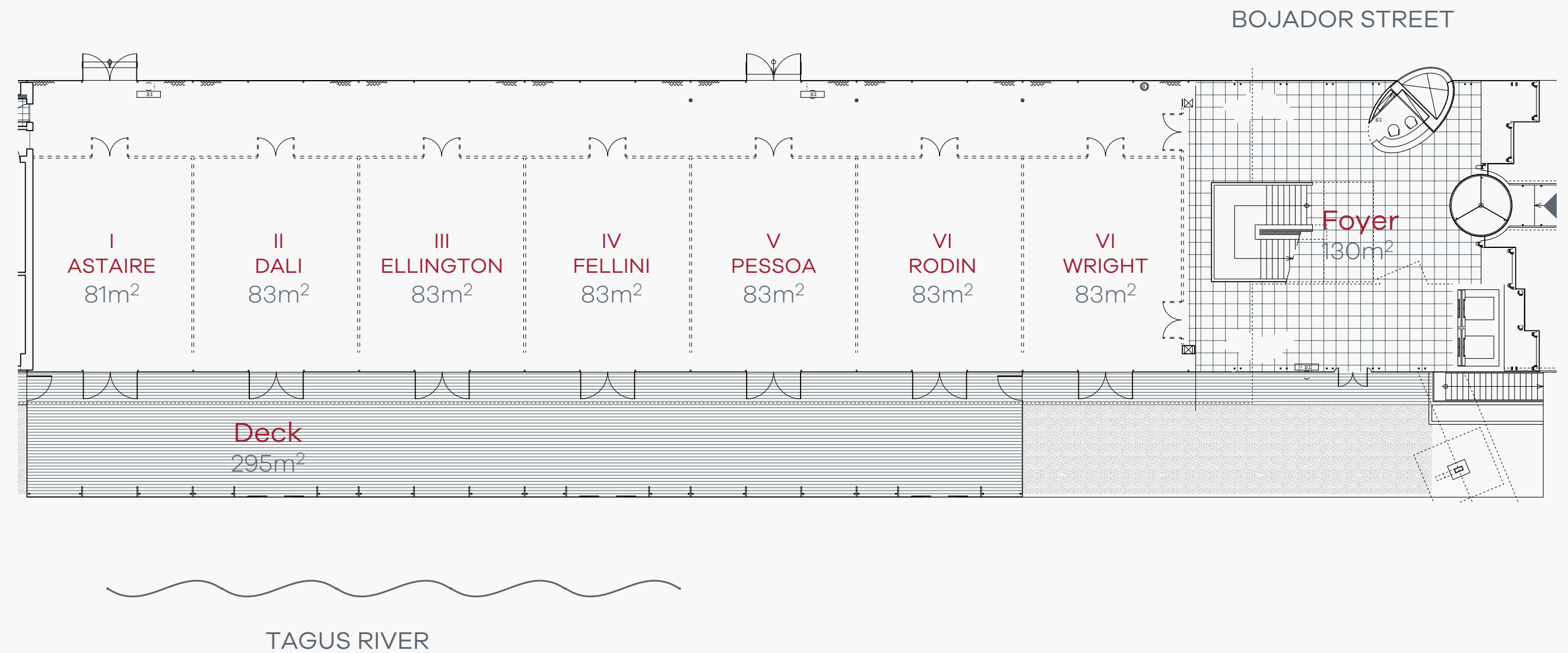


MYRIAD CRYSTAL CENTER FLOOR 0

Capacity

	Area	Dimensions	Capacity							
			Cocktail	Buffet	Banquet	Theatre	Classroom	Cabaret	O-shape	U-shape
										5 pax
I - Astaire	81 sqm	7.75 x 10.45 m	60	20	40	50	30	20	24	18
II - Dali	83 sqm	8 x 10.45 m	60	20	40	50	30	20	24	18
III - Ellington	83 sqm	8 x 10.45 m	60	20	40	50	30	20	24	18
IV - Fellini	83 sqm	8 x 10.45 m	60	20	40	50	30	20	24	18
V - Pessoa	83 sqm	8 x 10.45 m	60	20	40	50	30	20	24	18
VI - Rodin	83 sqm	8 x 10.45 m	60	20	40	50	30	20	24	18
VII - Wright	83 sqm	8 x 10.45 m	60	20	40	50	30	20	24	18
I + II*	164 - 204 sqm	15.68 x 10.45 m 13 m	140	70	90	120	60	50	36	24
I + II + III*	247 - 307 sqm	23.64 x 10.45 m 13 m	200	120	140	180	90	75	48	30
I + II + III + IV*	330 - 411 sqm	31.62 x 10.45 m 13 m	270	160	200	240	120	100	60	36
I + II + III + IV + V*	413 - 514 sqm	39.57 x 10.45 m 13 m	330	210	260	300	150	125	72	42
I + II + III + IV + V + VI*	496 - 585 sqm	44.97 x 10.45 m 13 m	400	280	350	360	180	150	84	48
I + II + III + IV + V + VI + VII*	579 - 721 sqm	55.48 x 10.45 m 13 m	500	320	400	360	180	175	96	54
Seven Arts Foyer	130 sqm	14.11 x 13.74 m	100	-	-	-	-	-	-	-
Seven Arts Deck	295 sqm	48.6 x 6.09m	300	180	-	-	-	-	-	-

* (w/ Corridor)



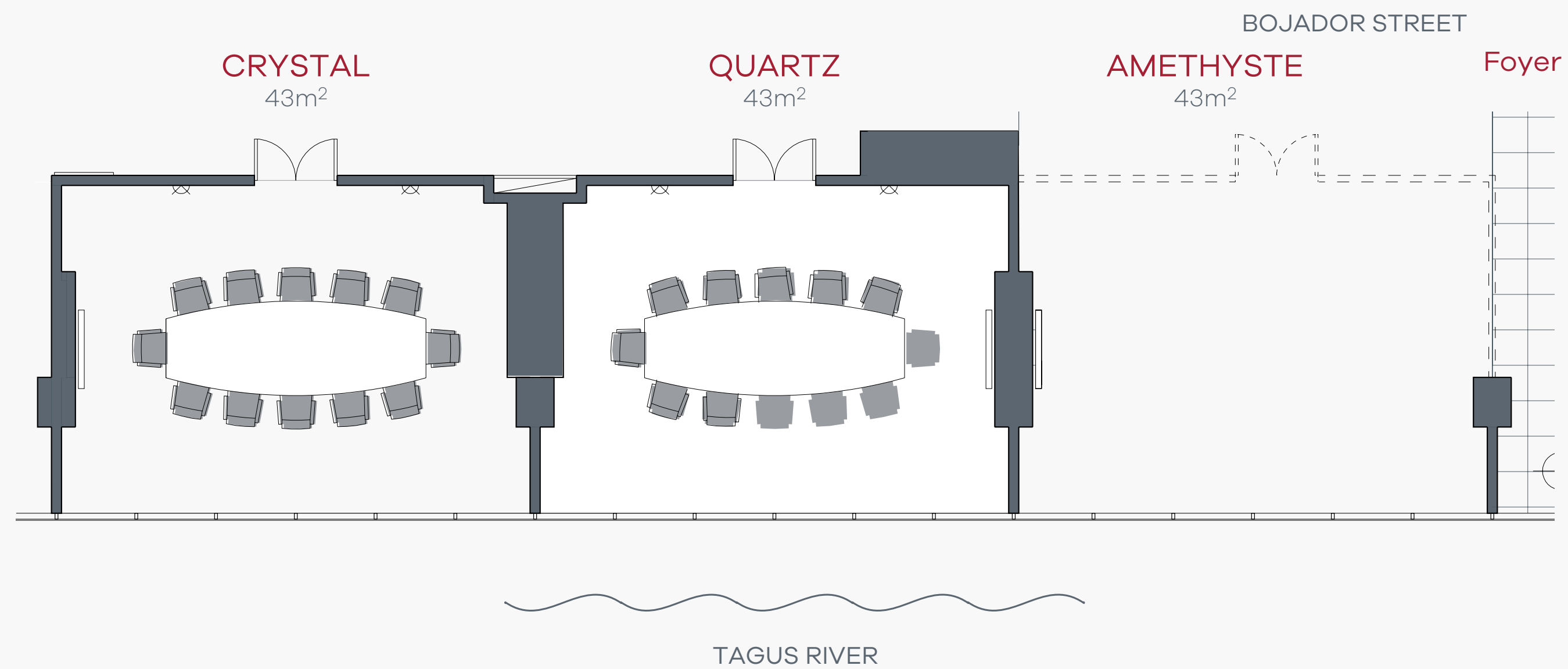
MYRIAD CRYSTAL CENTER FLOOR 0



MYRIAD CRYSTAL CENTER FLOOR 1


Capacity

Area	Dimensions	Capacity								
		Cocktail	Buffet	Banquet	Theatre	Classroom	Cabaret	O-shape	U-shape	
Crystal Room	43 sqm	7.93 x 5.40 m	-	16	16	-	-	-	16	15
Quartz Room	43 sqm	7.93 x 5.40 m	-	16	16	-	-	-	16	15
Amethyste Room	43 sqm	7.93 x 5.40 m	-	16	20	30	24	10	16	15
Foyer 1 st Floor	191 sqm	7.93 x 5.40 m	200	90	120	-	-	-	-	-



MYRIAD CRYSTAL CENTER FLOOR 1





MYRIAD

by SANA

L.V.X.[™]
Preferred
HOTELS & RESORTS



Myriad by SANA
+351 211 107 600
info@myriad.pt



TOP 25 Luxury
Hotels Portugal



2015 Certificate
of Excellence



2015/2016 Europe's
Leading Business Hotel
2014 Best Leading Hotel
Suite



Best for Meetings



Gold Key
2014/2016



Best Boutique/ Design/
Destination Wedding /
Hotel View in Portugal



Best Restaurant View/
Romantic Atmosphere /
Scenic Setting and Most
Unique Experience in
Europe



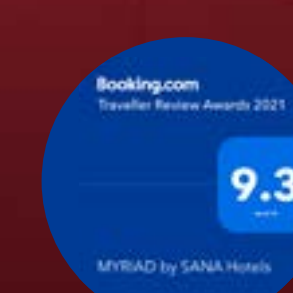
Best Boutique Spa on a Global
level and best Luxury Spa /
Spa Destination / Wellness
Clinic in Portugal



World Luxury Hotel Awards
Continent Win in Luxury
Riverside Hotel
2020



World Luxury SPA Awards
Regional Win in Luxury
Boutique Spa
2020



Traveller Review
Award
2021

WELCOME TO

EPIC SANA LISBOA



LOCATION

Strategic and privileged location in Lisbon, close to Amoreiras and within walking distance of Marquês de Pombal square.

ACCESS



8 min. from Marquês de Pombal (walking distance)
Metro and Bus



Near the A5 and 25 de Abril Bridge



15 min. from Lisbon Airport

SURROUNDING AREA



Lisbon Business District
400 m Amoreiras Plaza
6 km Lisbon Congress Center
13 km FIL – Lisbon Exhibition and Congress Center



Shopping & Restaurant Area
300 m Amoreiras Shopping Center
1 km Avenida da Liberdade



Cultural and Leisure Area
850 m Marquês de Pombal
700 m Eduardo VII Park
2,4 km Rossio Square
3 km Baixa-Chiado
29 Km Estoril Circuit

Av. Engenheiro Duarte Pacheco 15
1070-100 Lisboa, Portugal
rsv.lisboa@epic.sanahotels.com | +351 211 597 300



HOTEL FACILITIES



311 Bedrooms
244 Deluxe | 47 Premium | 19 Suites
| 1 Presidential Suite



1 Restaurant
Flor-de-Lis



2 Bars
Scale Bar | Upscale Bar



Rooftop
Bar with outdoor swimming pool




SAYANNA Wellness & SPA
Indoor swimming pool | Gym | Treatment and
massage rooms | Sauna | Steam Bath



Conventions Center
14 Modular Meeting Rooms



Car park







MEETING ROOMS

FEATURES



Access for people with reduced mobility



Natural Daylight



Air conditioning in the rooms



Coffee Station, Coffee Break, Cocktail,
Set Menus & Buffets available



Wi-Fi Access



Electronic blackouts



Sound and lighting control

SERVICES











Audiovisual Equipment

HD Video projectors | Projection screens
DVD players | Speakers | Three-phase connections
UPS-protected sockets
Several voice and data connections
Ledwall (Morus IV)

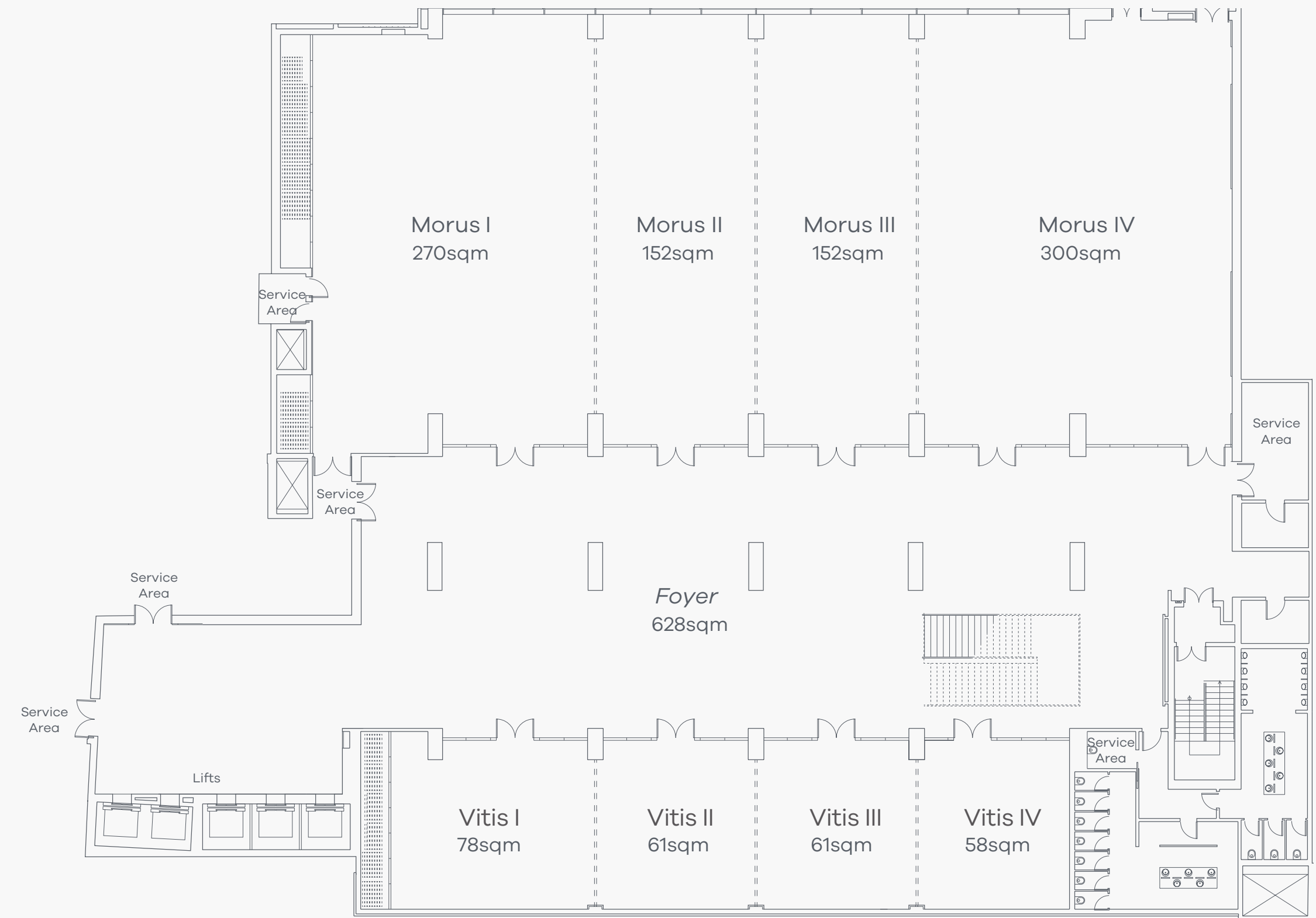


FLOOR -1

Capacity

	Area	Dimensions*	       							
			Cocktail	Buffet	Banquet	Theatre	Classroom	Cabaret	O-shape	U-shape
Morus	874 m ² 9407.66 sq.ft	20 x 43.70 m	1050	450	570	1000	2 - 3 pax 257 - 395	5 - 6 pax 285 - 340	2 - 3 pax 240 - 360	2 - 3 pax 160 - 245
Morus I	270 m ² 2906.26 sq.ft	20 x 13.5 m	325	130	170	280	72 - 110	85 - 100	40 + 40 / 60 + 60	42 - 65
Morus II	152 m ² 1636.11 sq.ft	20 x 7.6 m	175	80	100	140	50 - 80	50 - 60	40 - 60	36 - 55
Morus III	152 m ² 1636.11 sq.ft	20 x 7.6 m	175	80	100	140	50 - 80	50 - 60	40 - 60	36 - 55
Morus IV	300 m ² 3229.17 sq.ft	20 x 15 m	375	160	200	300	85 - 125	100 - 120	40 + 40 / 60 + 60	46 - 70
Morus I + II	422 m ² 4542.37 sq.ft	20 x 21.10 m	500	210	270	420	122 - 190	135 - 160	120 - 180	78 - 120
Morus I + II + III	574 m ² 6178.48 sq.ft	20 x 20.87 m	675	290	370	560	172 - 270	185 - 220	160 - 240	114 - 175
Morus II + III	304 m ² 3272.23 sq.ft	20 x 15.20 m	350	160	200	280	100 - 160	100 - 120	80 - 120	72 - 110
Morus II + III + IV	604 m ² 6501.4 sq.ft	20 x 30.20 m	725	320	400	580	185 - 285	200 - 240	160 - 240	118 - 180
Morus III + IV	452 m ² 4865.29 sq.ft	20 x 22.60 m	550	240	300	440	135 - 205	150 - 180	120 - 180	82 - 125
Vitis	258 m ² 2777.09 sq.ft	8 x 32.22 m	310	130	170	220	96 - 150	85 - 105	88 - 125	70 - 105
Vitis I	78 m ² 839.58 sq.ft	8 x 9.75 m	100	40	50	70	30 - 45	25 - 30	22 - 30	20 - 30
Vitis II	61 m ² 656 sq.ft	8 x 7.6 m	70	30	40	50	22 - 35	20 - 25	22 - 30	16 - 25
Vitis III	61 m ² 656 sq.ft	8 x 7.6 m	70	30	40	50	22 - 35	20 - 25	22 - 30	16 - 25
Vitis IV	58 m ² 624.31 sq.ft	8 x 7.27 m	70	30	40	50	22 - 35	20 - 25	22 - 35	16 - 25
Vitis I + II	139 m ² 1496.18 sq.ft	8 x 17.35 m	170	70	90	120	52 - 80	45 - 55	44 - 60	36 - 55
Vitis I + II + III	200 m ² 2152.78 sq.ft	8 x 24.95 m	240	100	130	170	74 - 115	65 - 80	66 - 90	52 - 80
Vitis II + III	122 m ² 1313 sq.ft	8 x 15.20 m	140	60	80	100	44 - 70	40 - 50	44 - 60	32 - 50
Vitis III + IV	119 m ² 1280 sq.ft	8 x 14.87 m	140	60	80	100	44 - 70	40 - 50	44 - 65	32 - 50
Vitis II + III + IV	180 m ² 1937 sq.ft	8 x 22.47 m	210	90	120	150	66 - 105	60 - 75	66 - 95	48 - 75
Foyer	628 m ² 6759 sq.ft	-	400	-	-	-	-	-	-	-
Morus + Vitis + Foyer	1760 m ² 18944 sq.ft	-	1760	800	1000	-	-	-	-	-

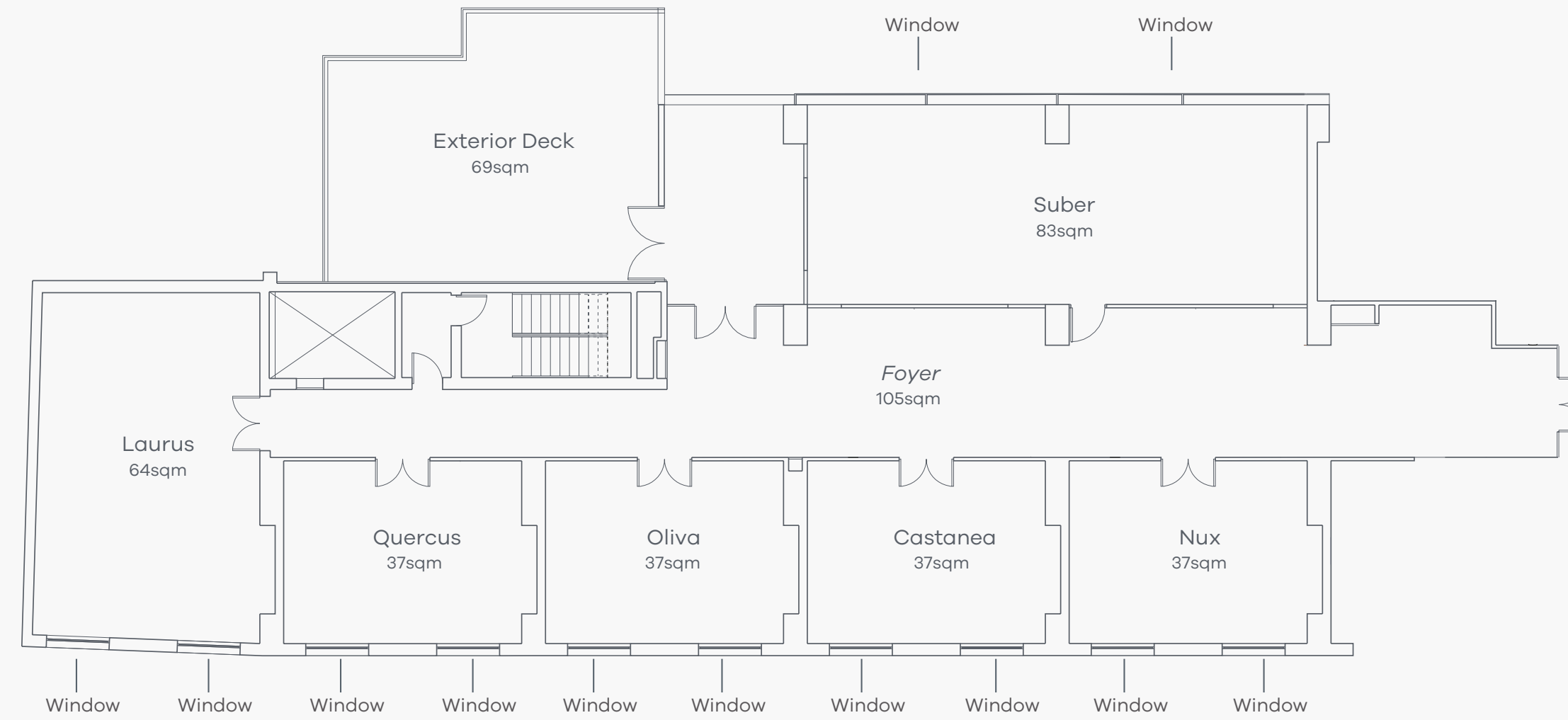
* Height 4,5 m



| FLOOR -1



FLOOR 1



Capacity

	Area	Dimensions*	Capacity							
			Cocktail	Buffet	Banquet	Theatre	Classroom	Cabaret	O-shape	U-shape
Laurus	64 m ² 688.89 sq.ft	10 x 6.35 m	80	40	50	60	2 - 3 pax 24 - 36	5 - 6 pax 25 - 30	2 - 3 pax 16 - 24	2 - 3 pax 18 - 27
Quercus	37 m ² 398.26 sq.ft	7 x 5.3 m	45	20	30	35	12 - 18	15 - 18	12 - 18	10 - 15
Oliva	37 m ² 398.26 sq.ft	7 x 5.3 m	45	20	30	35	12 - 18	15 - 18	12 - 18	10 - 15
Castanea	37 m ² 398.26 sq.ft	7 x 5.3 m	45	20	30	35	12 - 18	15 - 18	12 - 18	10 - 15
Nux	37 m ² 398.26 sq.ft	7 x 5.3 m	45	20	30	35	12 - 18	15 - 18	12 - 18	10 - 15
Suber	83 m ² 893 sq.ft	14.7 x 5.8 m	20	-	-	-	-	-	- 12	-
Foyer	105 m ² 1139.21 sq.ft	-	-	-	-	-	-	-	-	-
Deck exterior	69 m ² 742.71 sq.ft	-	-	-	-	-	-	-	-	-

* Height 3 m

FLOOR 1



EPIC SANA

★★★★★ Lisboa



EPIC SANA Lisboa
+351 211 597 300
rsv.lisboa@epic.sanahotels.com



TOP 25
Travellers Choice 2016



2015 Certificate
of Excellence



2017 Europe's
Leading MICE
2016 Portugal's Leading
Business Hotel



Reader's Award Top 21
Best Rooftop of the World



Best Business Hotel/
Conference Venue
Hotel / Mice Hotel in
Europe



Best Gourmet-style Buffet/
Wine Selection in Europe and
Best Luxury Restaurant Bar
in Portugal



Best City Spa in Europe
and Best Beauty Spa / Day Spa
/ Fitness Spa in Portugal



World Luxury Hotel Awards
Country Win in Luxury
Hotel & Conference Centre
2020



World Luxury SPA
Awards Country Win in
Luxury Urban Escape
2020



WELCOME TO
EPIC SANA
MARQUÊS

LOCATION

Strategic and privileged location in Lisbon, next to Marquês de Pombal square, Avenida da Liberdade and Baixa-Chiado.

ACCESS



3 min. from Marquês de Pombal (walking distance)
Metro, Bus and Train



15 min. from Lisbon Airport

SURROUNDING AREA



Lisbon Business District



Shopping & Restaurant Area
250 m Avenida da Liberdade



Cultural and Leisure Area
300 m Parque Eduardo VII
1,9 km Rossio Square
2,2 km Baixa-Chiado

Av. Fontes Pereira de Melo 8, 1069-310
rsv.marques@epic.sanahotels.com
+351 210 064 300



HOTEL FACILITIES



379 Bedrooms
257 Deluxe | 84 Premium | 37 Suites | 1 Presidential Suite



3 Restaurants
The Garden Restaurant | Allora Italian Restaurant & Bar
KOJI Japanese Bar & Restaurant



2 Bars
Lobby Bar | Sky Pool Lounge



Rooftop
Bar with outdoor panoramic swimming pool



SAYANNA Wellness & SPA
Vitality Pool | Jacuzzi | Gym | Sauna | Steam room
| Treatment and massage rooms



Convention Center
18 Modular Meeting Rooms



Car Park




WINTER GARDEN



LOBBY BAR



THE GARDEN




GALABALL ROOM



SAYANNA WELLNESS & SPA



SAYANNA WELLNESS & SPA





| MEETING ROOMS

FEATURES



Access for people with reduced mobility



Natural Daylight



Air conditioning in the rooms



Coffee Station, Coffee Break, Cocktail,
Set Menus & Buffets available



Wi-Fi Access



Electronic blackouts



Sound and lighting control

SERVICES



Audiovisual Equipment

Built-in HD Video Projectors

LED wall | Projection screens | DVD players |

Built-in Speakers | Three-phase connections |

UPS-protected sockets |

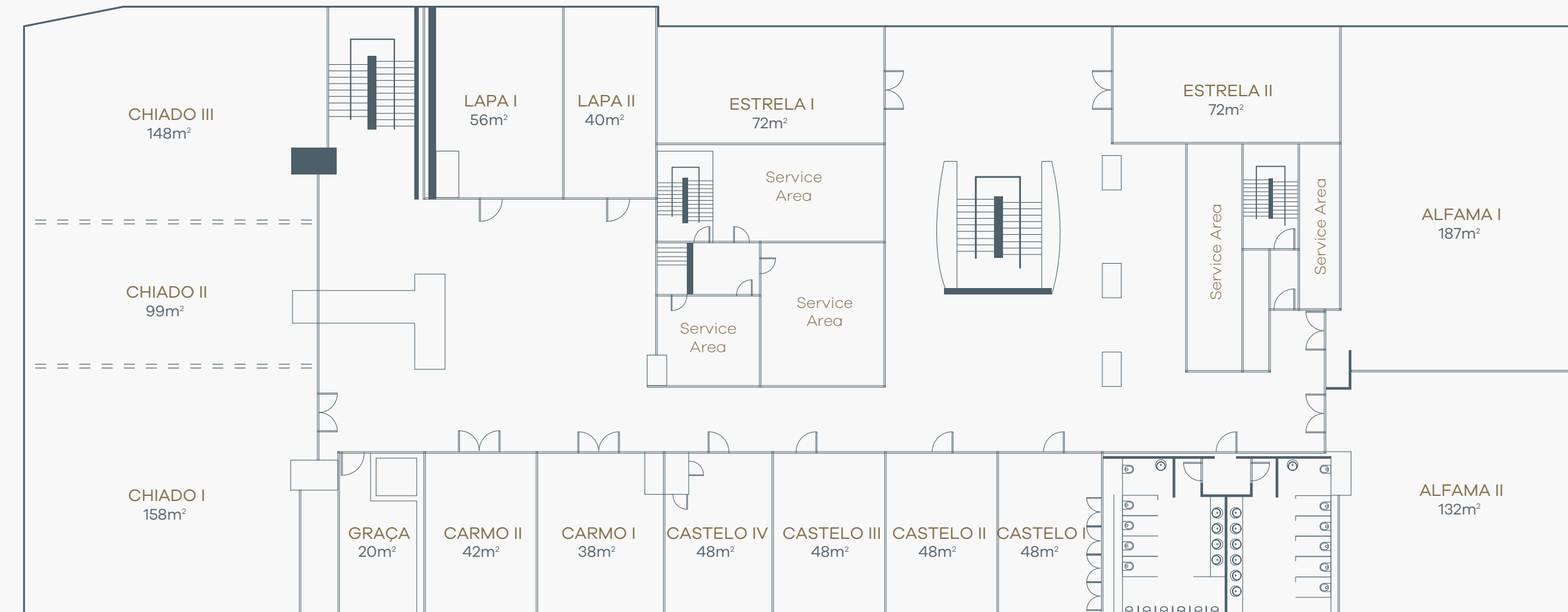
Several voice and data connections



FLOOR -1

Capacity

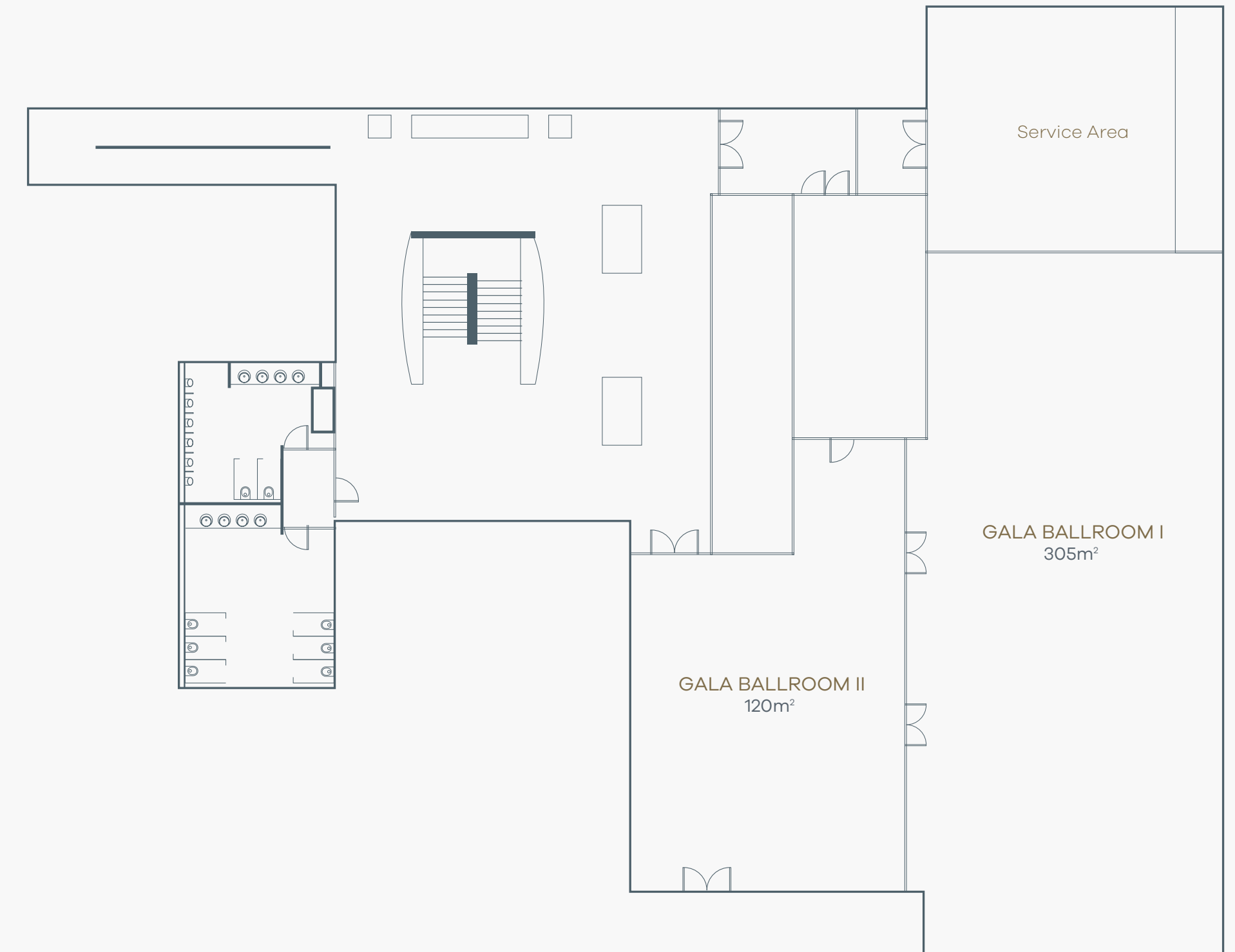
	Area	Dimensions*	Theatre	Classroom		U-shape		O-shape		Banquet		Cabaret		Cocktail
				2 - 3 pax	2 - 3 pax	2 - 3 pax	set menu	buffet	5 - 6 pax	w/ bistros				
Chiado I	158 sqm	12.7 x 11.5 m	153	56 - 84	26 - 39	36 - 54	110 - 70	42 - 90	190					
Chiado II	99 sqm	12.7 x 7 m	110	42 - 63	24 - 36	28 - 42	60 - 50	30 - 45	120					
Chiado III	148 sqm	12.7 x 10 m	154	56 - 84	28 - 42	36 - 54	100 - 70	42 - 75	180					
Lapa I	56 sqm	6.2 x 9 m	70	18 - 27	14 - 21	20 - 30	30 - 30	18 - 25	-					
Lapa II	40 sqm	4.4 x 9 m	30	14 - 21	10 - 15	12 - 18	30 - 30	-	-					
Estrela I	72 sqm	6 x 12 m	56	20 - 30	16 - 24	20 - 30	30 -	18 - 30	85					
Estrela II	72 sqm	6 x 12 m	56	20 - 30	16 - 24	20 - 30	30 -	18 - 30	85					
Alfama I	187 sqm	11 x 17 m	200	60 - 90	32 - 48	40 - 60	140 - 120	72 - 100	225					
Alfama II	132 sqm	11 x 12 m	100	40 - 60	24 - 36	32 - 48	80 - 60	36 - 65	160					
Castelo I	48 sqm	6 x 8 m	30	14 - 21	10 - 15	12 - 18	-	-	-					
Castelo II	48 sqm	6 x 8 m	30	14 - 21	10 - 15	12 - 18	-	-	-					
Castelo III	48 sqm	6 x 8 m	30	14 - 21	10 - 15	12 - 18	-	-	-					
Castelo IV	48 sqm	6 x 8 m	30	14 - 21	10 - 15	12 - 18	-	-	-					
Carmo I	42 sqm	5.2 x 8 m	30	14 - 21	10 - 15	12 - 18	-	-	-					
Carmo II	38 sqm	4.7 x 8 m	30	14 - 21	10 - 15	12 - 18	-	-	-					
Graça	20 sqm	3.6 x 4.7 m	-	-	6 - 9	8 - 12	-	-	-					
Hall -1	2142 sqm			COCKTAIL 1800 PAX										
Chiado I + II	257 sqm	12.7 x 18.5 m	297	106 - 159	38 - 57	48 - 72	210 - 180	108 - 160	305					
Chiado II + III	247 sqm	12.7 x 17.3 m	286	98 - 147	32 - 48	48 - 72	200 - 140	84 - 115	295					
Chiado I + II + III	405 sqm	12.7 x 28.7 m	477	186 - 279	60 - 93	72 - 108	320 - 280	168 - 265	500					
Lapa I + II	96 m2	10.6 x 9 m	112	36 - 54	22 - 33	28 - 42	50 - 40	24 - 40	115					
Alfama I + II	319 sqm	11 x 29 m	340	114 - 171	56 - 84	64 - 96	220 - 180	108 - 190	380					
Castelo I + II / III + IV	96 sqm	12 x 8 m	64	36 - 54	20 - 30	22 - 32	-	30 - 45	-					
Castelo I + II + III / II + III + IV	144 sqm	18 x 8 m	110	56 - 84	32 - 48	34 - 50	-	48 - 70	130					
Castelo I + II + III + IV	192 sqm	24 x 8 m	150	76 - 114	40 - 60	42 - 62	-	66 - 90	180					



FLOOR -2

Capacity

	Area	Dimensions*	Capacity						
			Theatre	Classroom	U-shape	O-shape	Banquet	Cabaret	Cocktail
Gala Ballroom I	305 sqm	11.5 x 28.5 m	340	2 - 3 pax 114 - 171	2 - 3 pax 56 - 84	2 - 3 pax 68 - 102	set / buffet menu 220 - 180	5 - 6 pax 108 - 160	w/ bistros 350
Gala Ballroom II	120 sqm	10.2 x 10.3 m	100	40 - 60	22 - 33	36 - 54	70 - 50	30 - 45	140
Gala Ballroom I + II	425 sqm	12.7 x 11.5 m	-	-	-	-	300 - 230	-	510



EPIC  SANA
★★★★★ Marquês

L.V.X.SM
— — — — —
Preferred
HOTELS & RESORTS



EPIC SANA Marquês
+351 210 064 300
rsv.marques@epic.sanahotels.com



WELCOME TO

SANA METROPOLITAN



SANA METROPOLITAN

★★★★

LOCATION

Central location in Lisbon, close to the Zoo and Calouste Gulbenkian Foundation.

ACCESS

 14 min from Plaza de España | 15min from Sete Rios Metro, Bus and Train


 Next to highways

 15 min from Lisbon Airport

SURROUNDING AREA

 University Campus
900 m Cidade Universitária Metro

 Shopping & Restaurant Area
1,4 km Campo Pequeno
1,6 km El Corte Inglés

 Cultural and Leisure Area
1,2 km Calouste Gulbenkian Museum
1,4 km Zoo
2,6 km Marquês de Pombal

R. Soeiro Pereira Gomes 2, | 1600-198 Lisboa
sanametropolitan@sanahotels.com | +351 217 982 500



HOTEL FACILITIES



315 Bedrooms
53 double | 9 Suites | 128 twin flex | 125 twins



1 Restaurant
Astrolábio



1 Lobby Bar & Terrace
Wall Street | Terrace Bar



Fitness Center
24 hours



Meeting Rooms
12 meeting rooms



Car park



Bus park



WALL STREET BAR



MEETING ROOMS

FEATURES



Access for people with reduced mobility



Natural Daylight



Air conditioning in the rooms



Coffee Station, Coffee Break, Cocktail,
Set Menus & Buffets available



Wi-Fi Access



Removable Partitions



Flipcharts

SERVICES



Audiovisual Equipment



Flower arrangement



Hospitality desk



FLOOR 1

Capacity

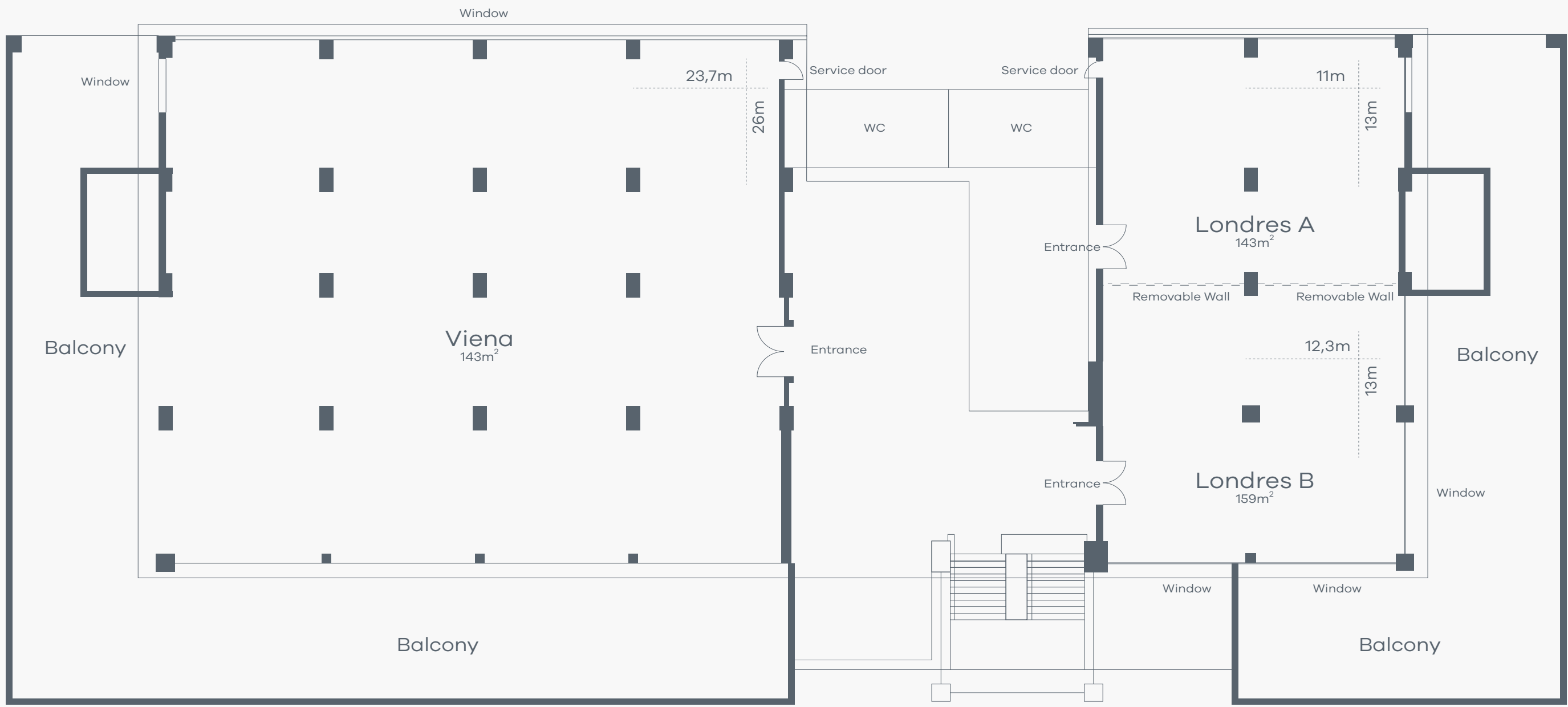
Area	Dimensions	5 pax										
		Theatre	Theatre double proj.	Classroom	Classroom double proj.	Cabaret	U-shape	O-shape	Cocktail	Banquet	Buffet	
Lisboa A	63 sqm 6,5 m x 9,7 m	40	-	24	-	24	18	24	50	40	30	
Lisboa B	63 sqm 6,5 m x 9,7 m	40	-	24	-	24	18	24	50	40	30	
Lisboa C	63 sqm 6,5 m x 9,7 m	-	-	-	-	-	-	15	-	-	-	
Lisboa A + B + C	233 sqm 9,7 m x 24,5 m	100	-	65	-	-	-	-	150	120	90	
Madrid A	96 sqm 6,6 m x 14,5 m	90	-	54	-	36	36	46	80	70	50	
Madrid B	96 sqm 6,5 m x 14,5 m	90	-	54	-	36	36	46	80	70	50	
Madrid C	96 sqm 6,5 m x 14,5 m	90	-	54	-	36	36	46	80	70	50	
Madrid D	96 sqm 6,5 m x 14,5 m	90	-	54	-	36	36	46	80	70	50	
Madrid E	92 sqm 6,3 m x 14,5 m	80	-	42	-	30	30	36	70	50	40	
Paris	156 sqm 12 m x 13 m	100	150	90	130	60	36	42	110	120	70	



I FLOOR 1



FLOOR 2



Capacity

	Area	Dimensions	Theatre	Theatre double proj.	Classroom	Classroom double proj.	Cabaret	U-shape	Cocktail	Banquet	Buffet
5 pax											
Londres A	143 sqm	13 m x 11 m	100	120	60	-	42	30	100	70	50
Londres B	159 sqm	13 m x 12,3 m	110	140	70	-	54	30	120	90	60
Londres A + B	302 sqm	12.6 m x 24 m	180	200	130	150	90	60	200	170	120
Viena	618 sqm	26 m x 23.7 m	-	300	-	150	144	-	600	400	350

I FLOOR 2



SANA METROPOLITAN

★★★★



SANA Metropolitan

+351 217 982 500

sanametropolitan@sanahotels.com

WELCOME TO
SANA MALHOA



SANA MALHOA

★★★★

LOCATION

Strategic location in Lisbon, 5 minutes from Marquês de Pombal square by car, between the Zoo and the Calouste Gulbenkian Foundation.

ACCESS



7 min. from Praça de Espanha Square (walking distance)
Metro, Bus and Train



Next to the North-South Road and Highways



15 min. from Lisbon Airport

SURROUNDING AREA



Shopping & Restaurant Area
1,1 km Campo Pequeno
900 m El Corte Inglés



Cultural and Leisure Area
700 m Calouste Gulbenkian Foundation
1 km Zoo
2 km Marquês de Pombal Square

Av. José Malhoa 8, 1099-089 Lisboa
sanamalhoa@sanahotels.com | +351 210 061 800



HOTEL FACILITIES



185 Bedrooms
165 Singles | 95 Doubles | 70 Twins | 4 Suites



1 Restaurant
Mediterrâneo



1 Lobby & Terrace Bar
Mediterrâneo



SAYANNA Wellness & SPA
Fitness Center | Jacuzzi | Treatment and massage rooms
| Sauna | Steam room



Meeting Rooms
7 Modular Meeting Rooms



Car park



MEDITERRÂNEO BAR



SAYANNA WELLNESS & SPA



MEETING ROOMS

FEATURES



Access for people with reduced mobility



Natural Daylight



Air conditioning in the rooms



Coffee Station, Coffee Break, Cocktail,
Set Menus & Buffets available



Wi-Fi Access



Electronic blackouts



Sound and lighting control

SERVICES



Audiovisual Equipment

HD Video projectors

Led wall 2m x 4m (6.000 lumens) |

Projection screens | Speakers |

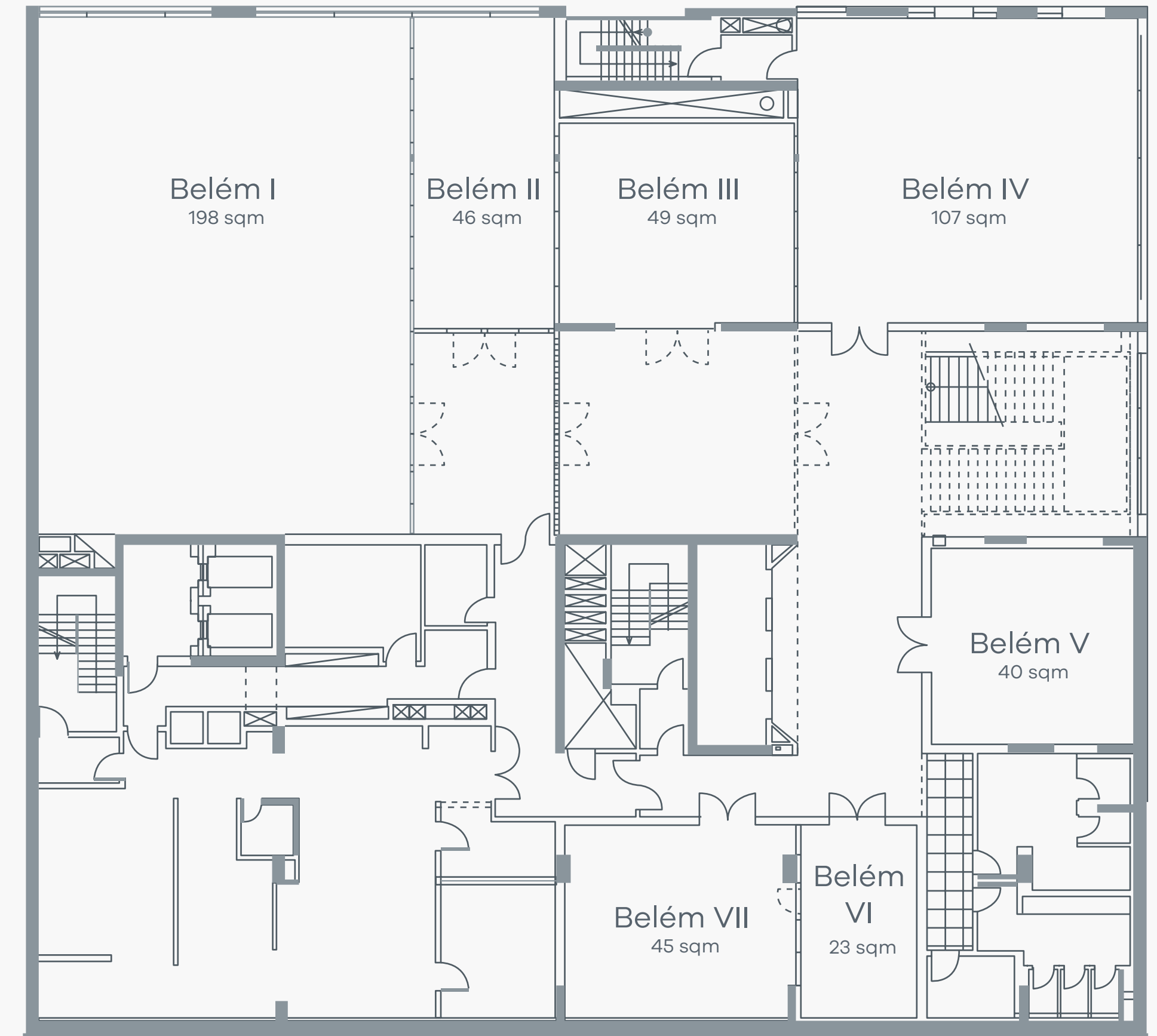
Three-phase connections | UPS-protected sockets



MEETING ROOMS

Capacity

	Area	Dimensions	Capacity							
			Theatre	Classroom	U-shape	O-shape	Cocktail	Cabaret	Buffet	Banquet
Belém I	198 sqm	11,9 m x 16,6 m	200	102	45	60	250	56	90	100
Belém II	46 sqm	4,2 m x 10 m	25	12	15	18	40	14	-	16
Belém III	49 sqm	7,5 m x 6,4 m	30	18	15	18	50	21	-	16
Belém IV	107 sqm	9,75 m x 10,9 m	90	42	30	42	100	35	50	60
Belém V	40 sqm	6,6 m x 6,4 m	25	15	15	24	40	14	-	14
Belém VI	23 sqm	6,3 m x 4 m	10	6	9	12	25	7	-	6
Belém VII	45 sqm	7,1 m x 6,3 m	30	15	18	24	40	14	-	16
Belém I+II	274 sqm	16,5 m x 17,15 m	250	150	50	72	300	98	140	140
Belém I+II+III	372 sqm	24 m x 17,15 m	350	-	-	-	350	126	200	200
Belém I+II+III+IV	479 sqm	-	-	-	-	-	500	-	240	240
Belém II+III	94 sqm	-	70	30	27	21	70	21	40	30
Belém II+III+IV	201 sqm	-	150	-	-	-	140	-	90	90
Belém III+IV	156 sqm	-	120	60	-	-	120	56	80	80
Belém VI+VII	69 sqm	6,5 m x 11,4 m	50	20	-	-	70	21	-	30
Restaurant	246 sqm	-	-	-	-	-	200	-	-	97



MEETING ROOMS



SANA MALHOA

★★★★



SANA Malhoa

+351 210 061 900

sanamalhoa@sanahotels.com



2015 Certificate
of Excellence

WELCOME TO
SUD LISBOA HALL





LOCATION

Strategic and privileged location in Lisbon on the Tagus River side, next to MAAT, in Belém.

ACCESS



8 min from Belém Train Station (walking distance)
Bus, Train, Tram



Close to the main access roads both
North and South of the country



20 min from Lisbon Airport

SURROUNDING AREA



Along Tagus River



Cultural and Leisure Area

27 m MAAT

650 m National Coach Museum

1.3 km Jerónimos Monastery

1.6 km CCB


1.2 km Lisbon Congress Center

1.7 km LX Factory

Avenida Brasília - Pavilhão Poente (ao lado do MAAT)

1300-598 Lisboa

comercial@sudlisboa.com | +351 211 592 700





MEETING ROOMS

FEATURES



Access for people with reduced mobility



Natural Daylight



Air conditioning in the rooms



Own in-house exclusive catering: Cocktails, served Set Menus, Buffets, Cocktail Dinatoire, Barbecue, Coffee Break, Welcome Coffee, Breakfast, etc.



Wi-Fi Access



Electronic blackouts on Floor 0



Automatic sound and lighting control (RGB LED controlled by DMX)



Cloakroom Floor 0



Hospitality Desk next to the meeting room or in the Lobby (check-in)

SERVICES



Audiovisual Equipment

HD Video projectors

Projection screens | Sound System MEYER SOUND |

DJ equipment with CD player CDJ- 2000NXS |

Lighting and robotics system | Stage | Pulpit |







Speakers | Three-phase connections |

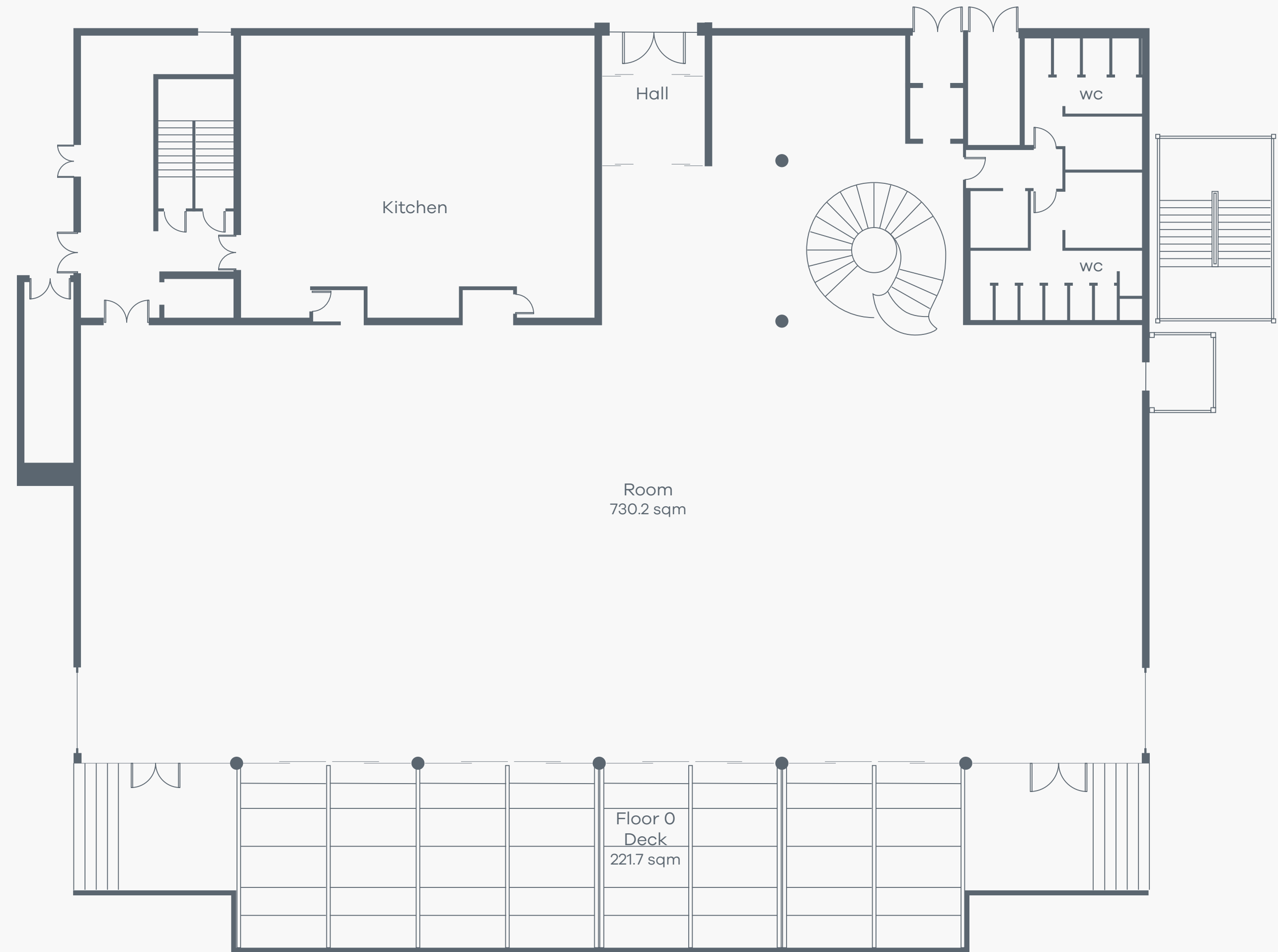
Several voice and data connections



FLOOR 0

Capacity

	Area	Dimensions	Height	 Cocktail	 Banquet	 Seated Buffet	 Standing	 Theatre	 Cabaret
FLOOR 0 INDOOR	730 sqm	42.32 m x 17.57 m	5m	750	480	400	590	700	336
FLOOR 0 DECK	221 sqm	42.32 m x 7.50 m	-	230	150	120	190	-	-



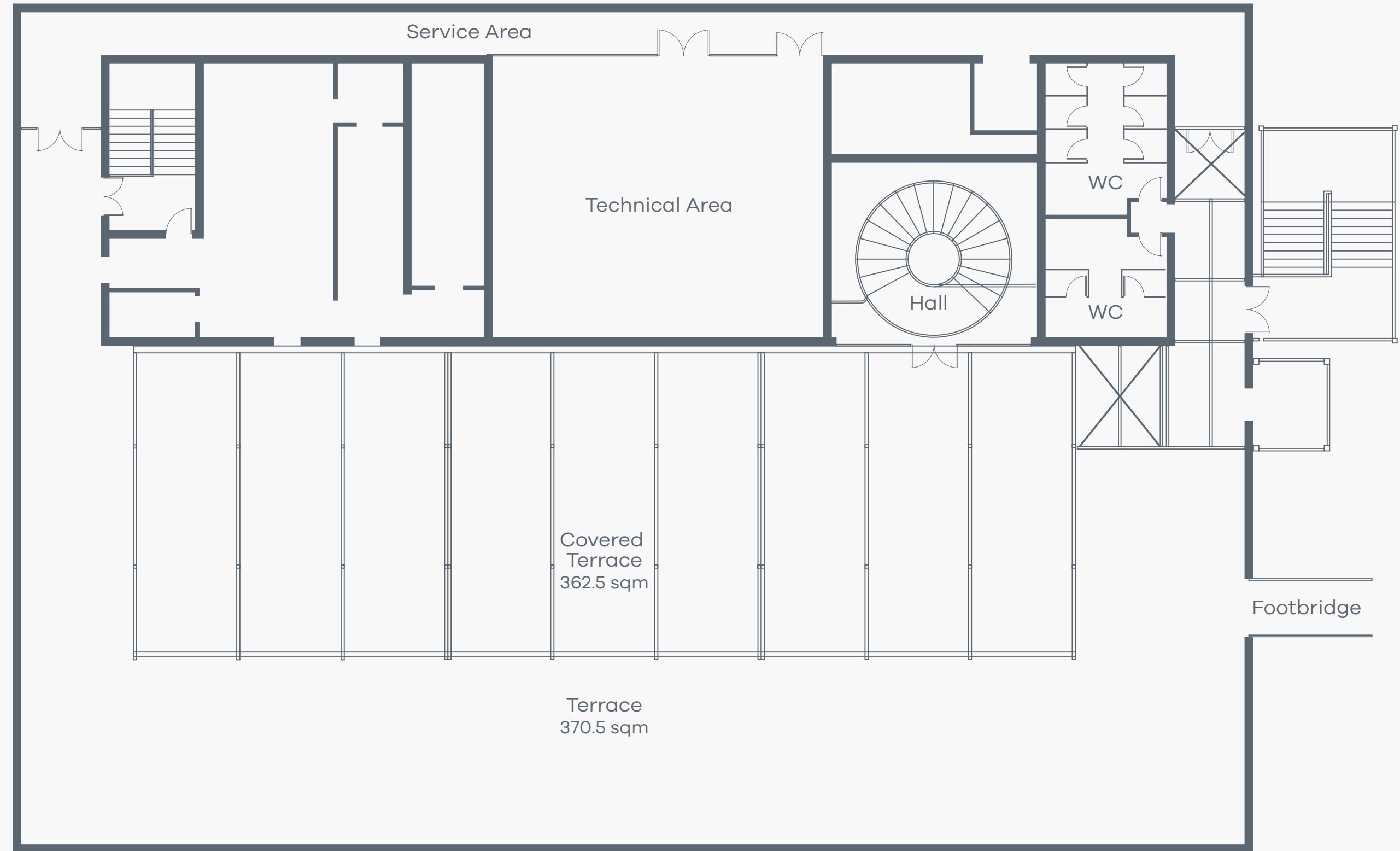
1 FLOOR 0



FLOOR 2

Capacity

	Aea	Domensions	Height	Cocktail	Banquet	Seated	Standing	Theatre	Cabaret
COVERED ROOFTOP	362 sqm	32.69 m x 11.14 m	3m	360	240	210	310	336	161
UNCOVERED ROOFTOP	370 sqm	42.32 m x 6.41 m	-	370	180	150	320	-	-



MEETING ROOM





SUD LISBOA
— HALL —



SUD Lisboa Hall
+351 211 592 700
comercial@sudlisboa.com



2015 Certificate
of Excellence

| ALGARVE

The seashore of southern Portugal is its most prized region. Year after year, it has always attracted travellers from all over the world - and the four corners of Portugal. What exactly allures these visitors? And what makes them keep coming back?

A nearly endless summer, with the sun shining for 330 days a year. Great seafood, caught locally and served fresh. The beaches, framed by dramatic cliffs or extending for miles of white sand, which are considered some of the most beautiful of Europe.

The golf courses, for some. The surfing, for others. Whatever it is that allures you - the EPIC SANA Algarve Hotel is the perfect starting point.



TEMPERATURE



SPRING

Minimum: 10°C
Maximum: 26°C



SUMMER

Minimum: 17°C
Maximum: 30°C



AUTUMN

Minimum: 9°C
Maximum: 24°C



WINTER

Minimum: 7°C
Maximum: 18°C

WELCOME TO
EPIC SANA ALGARVE



LOCATION

Strategic and privileged location in Albufeira, overlooking the Falésia Beach, and set within 8 hectares of leafy garden and pine forest.

ACCESS



7 km from Albufeira and Vilamoura



14 min. from A2



30 min. from Faro Airport

2h30 min. from Lisbon and Seville Airports

SURROUNDING AREA



Beach

Direct access from the Hotel



Shopping & Restaurant Areas

20 km Shopping Mall



Cultural and Leisure Area

13 km Vale de Lobo

16 km Zoomarine

17 km Golf Courses (Salgados)


Water activities (Boat trips, Water Sports)

56 km International Racing Track

22 km Loulé Old Town

37 km Faro Old Town

Pinhal do Concelho, Praia da Falésia,
Olhos de Água | 8200-593 Albufeira, Portugal
rsv.algarve@epic.sanahotels.com | +351 289 104 300



HOTEL FACILITIES



229 Bedrooms
160 Deluxe | 2 Deluxe Ocean Facing | 24 Deluxe Garden Suites
| 43 Resort Suites



5 Restaurants
Al Quimia | ABYAD | Lima (Seasonal)
Open Deck (Seasonal) | UDDO



2 Bars
Bluum Bar | Open Deck



SAYANNA Wellness & SPA
Indoor swimming pool | Gym | Treatment and massage rooms
| Sauna | Turkish Bath | Wellness Retreats



5 Outdoor swimming pools
3 for adults | 2 for children



1 Multi-sports field



Kids Club (seasonal)



Convention Centre
8 Modular Meeting Rooms
Dedicated Kitchen
1400 sqm Garden Area



Car parks (with power and water points)



OPEN DECK



SANA



EPIC SANA ALGARVE



LIMA



EPIC SANA ALGARVE



UDDO



SANA

EPIC SANA ALGARVE





SAYANNA WELLNESS & SPA



SANA

EPIC SANA ALGARVE

EPIC SANA ALGARVE CONGRESS CENTER

FEATURES



Access for people with reduced mobility



Natural Light



Air conditioning in the rooms



Coffee Station, Coffee Break, Cocktail,
Menus & Buffets available



Wi-Fi Access



Electronic blackouts



Sound and lighting control



Secretarial area

SERVICES



Audiovisual Equipment

HD Video projectors

Projection screens | DVD players | Speakers |

Three-phase connections | UPS-protected sockets

| Several voice and data connections





CONGRESS CENTRE FLOOR ATLANTIC

Capacity

	Area	Dimensions*	Capacity					
			Cocktail	Banquet	Theatre	Classroom	Cabaret	U-shape
			w/ bistros	Set menu		2 pax	6 pax	2 pax
Atlantic Floor + Foyer	1029 m ² 11076.06 sq.ft	10.7 m x 25.65 m 25m x 30.2 m	858	500	792	515	330	102
Atlantic I + II + III	755 m ² 8126.75 sq.ft	25 m x 30.2 m	628	400	584	345	240	90
Atlantic I	247 m ² 2658.69 sq.ft	25 m x 9.9 m	206	140	175	125	84	60
Atlantic II	263 m ² 1636.11 sq.ft	25 m x 10.5 m	220	150	203	135	90	60
Atlantic III	245 m ² 2637.16 sq.ft	25 m x 9.8 m	206	140	175	125	84	60
Atlantic I + 1/2 II	378.5 m ² 4074.14 sq.ft	125 m x 15 m	315	260	288	180	156	72
Atlantic III + 1/2 II	376.5 m ² 4052.61 sqft	25 m x 14.9 m	315	260	288	180	156	72
Atlantic I + II	510 m ² 5489.59 sq.ft	25 m x 20.4 m	425	320	360	210	192	84
Atlantic III + II	508 m ² 5468.1 sq.ft	25 m x 20.3 m	425	320	360	210	192	84
Atlantic Foyer	346 m ² 3724.31 sq.ft	10.7 m x 25.65 m 4.7 m x 15.25 m	290	-	-	-	-	-



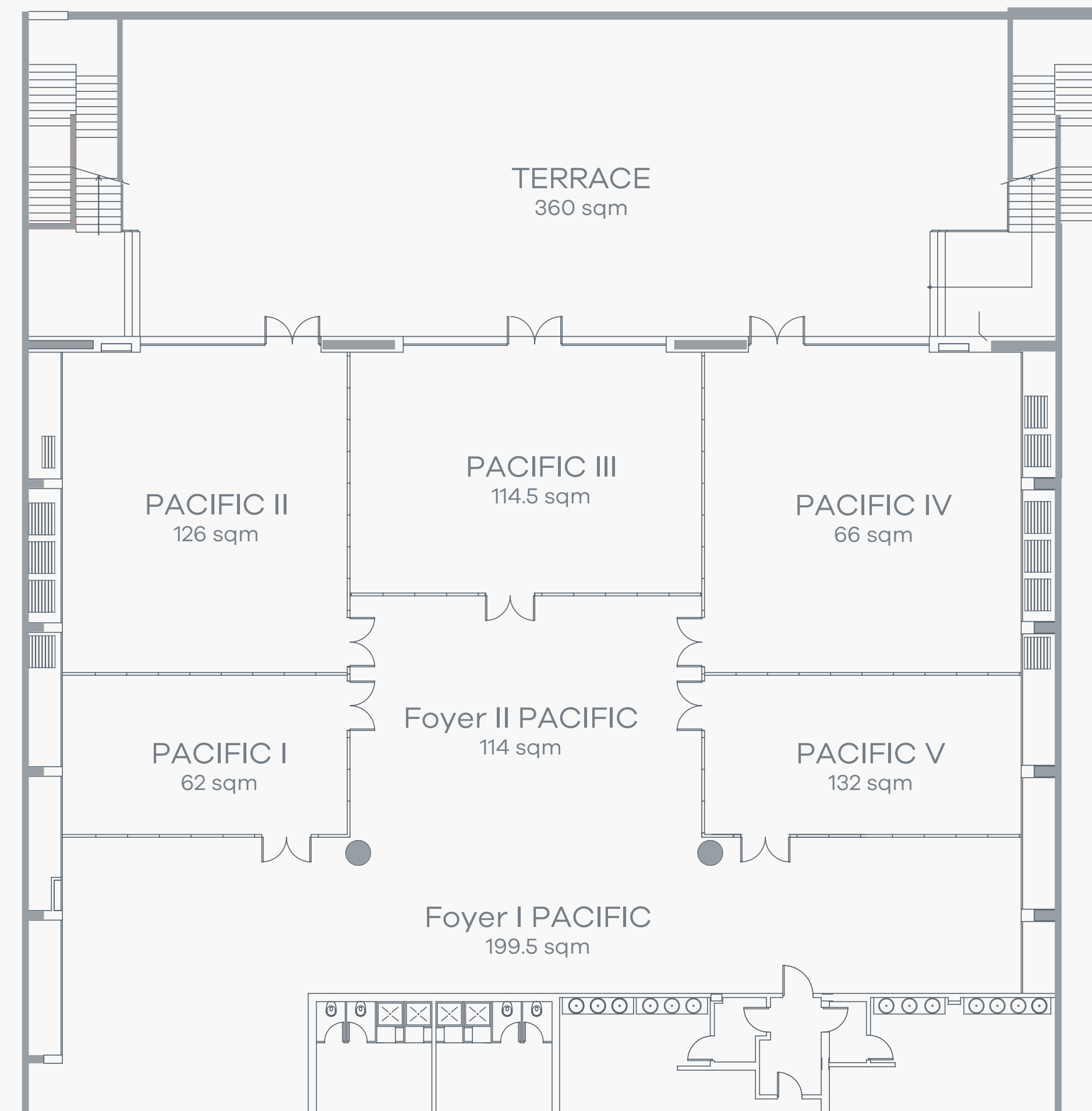
CONGRESS CENTRE FLOOR ATLANTIC



CONGRESS CENTRE FLOOR PACIFIC

Capacidade

	Area	Dimensions*	Capacidade					
			Cocktail	Banquet	Theatre	Classroom	Cabaret	U-shape
Pacific I	62 m ² 667.36 sq.ft	5.8 m x 10.7m	w/ bistrots 60	Set menu 40	2 - 3 pax 50	5 - 6 pax 27	2 pax 24	21
Pacific II	126 m ² 1356.25 sq.ft	11.75 m x 10.7 m	115	70	100	65	42	33
Pacific III	114.5 m ² 1232.47 sq.ft	8.85 m x 12.9 m	110	60	90	55	36	24
Pacific IV	132 m ² 1420.84 sq.ft	11.75 m x 11.25 m	120	70	100	65	42	33
Pacific V	66 m ² 710.42 sq.ft	5.8 m x 11.25 m	60	40	50	27	24	21
Foyer I Pacific	199.5 m ² 2147.4 sq.ft	5.7 m x 35 m	185	-	-	-	-	-
Foyer II Pacific	114 m ² 1227.09 sqft	8.8 m x 12.95 m	105	-	-	-	-	-
Pacific Floor + Foyer I + II	819 m ² 8815.64 sq.ft	23.4m x 35 m	745	440	700	410	264	120
Pacific Floor + Foyer II	619.5 m ² 6668.24 sq.ft	23.4 m x 35 m	565	330	540	350	234	120
Pacific I + II + III + Foyer II	416.5 m ² 4483.17 sq.ft	17.55m x 23.6m	336	230	336	234	150	72
Pacific III + IV + V + Foyer II	426.5 m ² 4590.8 sq.ft	17.55m x 24.15m	336	230	336	234	150	72
Pacific III + Foyer Pacific II	226 m ² 2432.64 sqft	17.55m x 12.9m	160	130	160	140	78	48
Terraço Pacific	256 m ² 2755.56 sq.ft	32m x 8m	165	100	145	90	60	45
Pacific I + II	188 m ² 2023.62 sq.ft	17.55m x 10.7m	165	100	145	90	60	45
Pacific IV + V	198 m ² 2131.25 sq.ft	17.55m x 11.25m	165	100	100	90	60	45



CONGRESS CENTRE FLOOR PACIFIC



EPIC SANA



Algarve



EPIC SANA Algarve

+351 289 104 300

rsv.algarve@epic.sanahotels.com



Best Beach Hotel /
Romantic Hotel in Europe and
Best Beach Resort/ Coastal
Hotel in Portugal



Best Restaurant View on a Global level
Best Resort Restaurant in Europe
and Best Gourmet Cuisine / Romantic
Atmosphere in Portugal




Best Fitness Spa on a Global level
and Best Spa Brand/
Spa Destination/ Health &
Wellness Spa in Portugal



World Luxury
Restaurant Awards
Country Win in Luxury
Resort Restaurant



Regional Win in Luxury Spa
Retreat
2020



Traveller Review
Award
2021



British Airways
Holidays Customer
Excellence Award



Portugal's Best
Wellness Retreat
2020



1st Grand Hotel
Champion – Gold



2014, 2015, 2016
Traveller's Choice



2016 Luxury
Hotel Restaurant




2017 Europe's Leading
Lifestyle Resort
2016 Europe's Leading MICE Hotel
2014 Portugal's Leading Hotel
Residences



2015 Reader's Award



2016 GOLD KEY



2014 BEST NEW
RESTAURANT



2014 Best Resort

SESIMBRA

Sesimbra is located in Setúbal Peninsula, about 40 kilometers from Lisbon and Setúbal. This village has a unique geographical setting, with an Atlantic coastline of over 40 kilometers. On the west coast, lie the extensive sands do Meco Beach and, to the south, the monumental cliffs of Cabo Espichel and Arrábida Natural Park. In Sesimbra you will find a rich gastronomic offer, with the best fresh fish from this part of the Atlantic. The good food and wines, the diversity of water sports, active and nature tourism, the proximity of some golf courses and the very characteristic culture of this picturesque village will delight you.




TEMPERATURE



SPRING

Minimum: 10°C
Maximun: 26°C



SUMMER

Minimum: 17°C
Maximun: 30°C



AUTUMN

Minimum: 9°C
Maximun: 24°C



WINTER

Minimum: 7°C
Maximun: 18°C

WELCOME TO
SANA SESIMBRA





SANA SESIMBRA

★★★★

LOCATION

Located on the beachfront, in the Center of Sesimbra village.

ACCESS

-  5 min. from Sesimbra Bus Terminal
-  45 min. from Lisbon Airport

SURROUNDING AREA

-  Beachfront
California Beach
-  Cultural and Leisure Area
10 min. Arrábida Natural Park
-  20 min. Azeitão Wine Cellars
-  25 min. Golf Courses

Av. 25 de Abri | 2970-634 Sesimbra
sanasesimbra@sanahotels.com | +351 212 289 000



HOTEL FACILITIES



100 Bedrooms
30 Doubles | 67 Twins | 3 Suites



1 Restaurant
Espadarte



2 Bars
Espadarte | Caravela Skybar



Rooftop
Bar with heated outdoor pool (covered in the winter)
Outdoor jacuzzi with panoramic views



3 Meeting Rooms



Car park



MEETING ROOMS

FEATURES



Access for people with reduced mobility



Natural Daylight



Air conditioning in the rooms



Coffee Station, Coffee Break, Cocktail,
Set Menus & Buffets available



Wi-Fi Access



Blackouts



Sound and lighting control

SERVICES



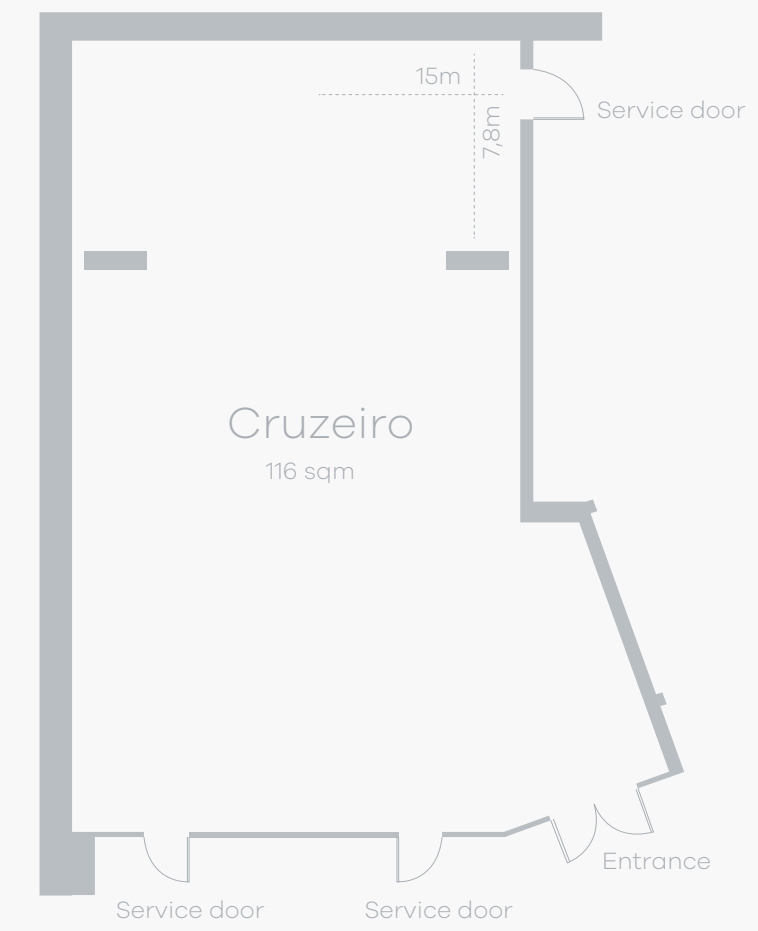
Audiovisual Equipment
Projection screens | Projectors
| Flipchart | UPS-protected sockets



MEETING ROOMS

	Area	Dimensions	Capacity							
			Theatre	Classroom	Cabaret	U-shape	Cocktail	Banquet	Buffet	
					5 pax					
Cruzeiro	116 sqm	15 m x 7.8 m	120	55	30	40	100	60	62	
Navegador	80 sqm	9.7 m x 8.15 m	50	36	30	30	100	50	50	
Fragata	48 sqm	9 m x 5.5 m	25	18	6	20	30	12	12	
Caravela	84 sqm	12 m x 7 m	-	-	-	-	80	60	100	
Espadarte	140 sqm	15.3 m x 9 m	-	-	-	-	140	120	100	

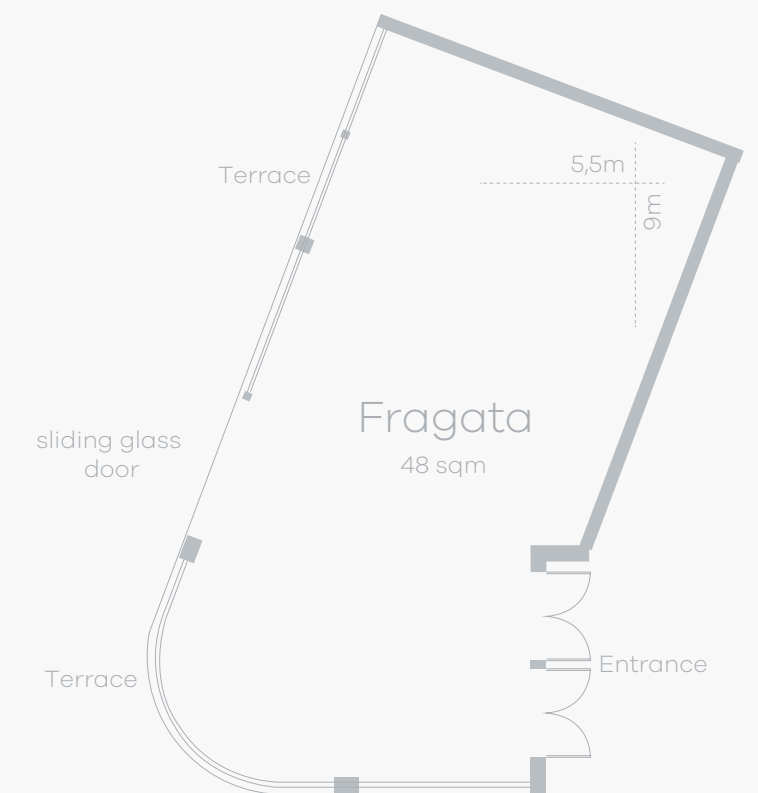
FLOOR -1



FLOOR 0



FLOOR 5



MEETING ROOMS



HOTEL EXPERIENCES

Flow with the wind

Get ready to sail in a traditional boat from Sesimbra with a magnificent view over the village.




Meeting the dolphins

Watch the spectacular daily life of these adorable animals in their natural habitat. Share fun moments and be amazed by their acrobatics in the stunning scenery of the Sado River.

Immerse yourself in nature

The charms of Sesimbra do not end at the seaside. Dive into the ocean and discover a spectacular new world with hundreds of marine species.



Active tourism

Take the opportunity to explore the Sesimbra region with a variety of outdoor activities. Choose one of the 3 outdoor activities available: 4x4 and hiking, coasteering and canoeing.

Safari Tour

Discover a region with a unique landscape and rare beauty, while enjoying a jeep tour. Choose one of the 2 activities available: Arrábida Paraíso Natural or Cabo Espichel Mágico e Encantador.



HOTEL EXPERIENCES

Seaview

Enjoy a unique activity and discover the beauty of the seabed through a board with hatch.



SANA



Boat tour

In addition to a wonderful boat ride, enjoy a differentiating activity and discover the beauty of the seabed, through a Reefboard.

Wine Tasting

Visit the cellars of José Maria da Fonseca and get to know one of the most emblematic companies in the country, while savouring some of its best wines.




Hole in One Experience

Start training your swing and discover the charms of this very relaxing sport.

Team Buildings

Once you have booked the hotel, you only have to choose one of our outdoor activities such as jeep tour combined with land tour, coastering with canoeing or boat trip. Check by yourself.



SANA SESIMBRA

SANA SESIMBRA

★★★★



SANA Sesimbra

+351 212 289 000

sanasesimbra@sanahotels.com



2015 Certificate
of Excellence

CALDAS DA RAINHA

Located on the Alta Estremadura seafront, between Alcobaça and Óbidos, the city of Caldas is the city of light, romantic, graceful, discreet and diaphanous. The wealth of its architectural heritage, the beauty of the beaches and typical gastronomy are some of its decoys. The tourist offer includes the beautiful Foz do Arelho beach, located where Óbidos Lagoon meets the sea. In the past, Óbidos Lagoon was more extensive, reaching the walls of Óbidos village. Ideal for water sports such as windsurfing, is located in the municipalities of Caldas da Rainha (north bank) and Óbidos (south bank), serving as border.



SANA  SILVER COAST



TEMPERATURE



SPRING

Minimum: 10°C
Maximum: 26°C



SUMMER

Minimum: 17°C
Maximum: 30°C



AUTUMN

Minimum: 9°C
Maximum: 24°C



WINTER

Minimum: 7°C
Maximum: 18°C

WELCOME TO
SANA SILVER COAST

SANA SILVER COAST



SANA SILVER COAST

★★★★

LOCATION

Located near Caldas da Rainha, a few minutes walk from Vila de Óbidos.

ACCESS



50 min from Lisbon
10 min from Óbidos
30 min from Peniche

SURROUNDING AREA



Business Area



Shopping & Restaurant Area



10 m D. Carlos I Park
50 m José Malhoa Museum
100 m Caldas da Rainha Thermal Hospital
200 m Ceramics Museum

Av. D. Manuel Figueira Freire da Câmara
2500-184 Caldas da Rainha, Portugal
sanasilvercoast@sanahotels.com | +351 262 000 600



HOTEL FACILITIES



87 Bedrooms
37 Double | 43 Twin | 7 Suites



1 Restaurant
Lisbonense




1 Lobby Bar & Drink Lounge
Outdoor terrace and views of the City Park



3 Meeting Rooms





MEETING ROOMS

FEATURES



Access for people with reduced mobility



Natural Daylight



Air conditioning in the rooms



Coffee Station, Coffee Break, Cocktail,



Wi-Fi Access



Blackouts

SERVICES



Audiovisual Equipment

Projection screens | Flipchart | Datashow







| Voice and data connection | Columns

| DVD players | Ledwall

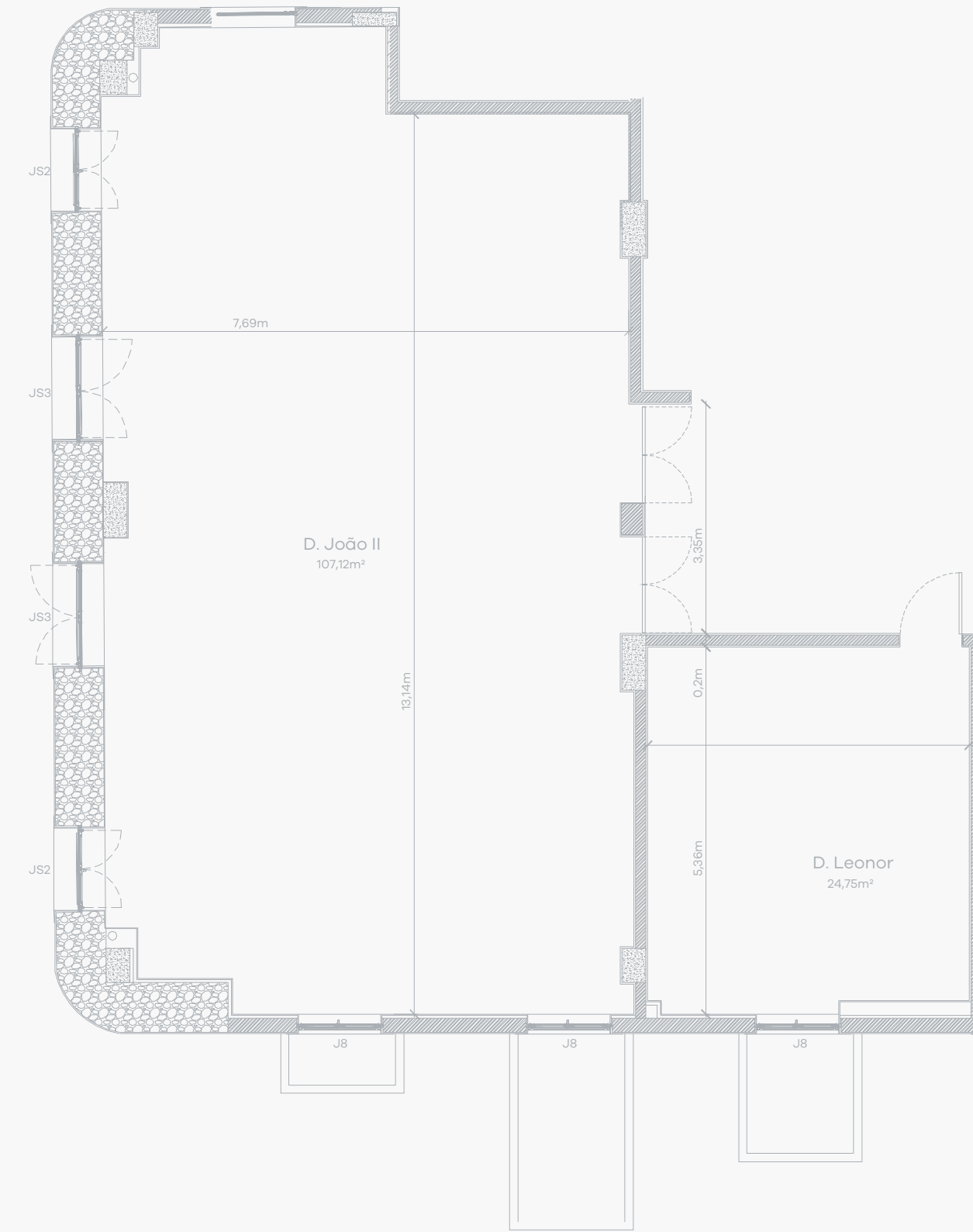


MEETING ROOMS

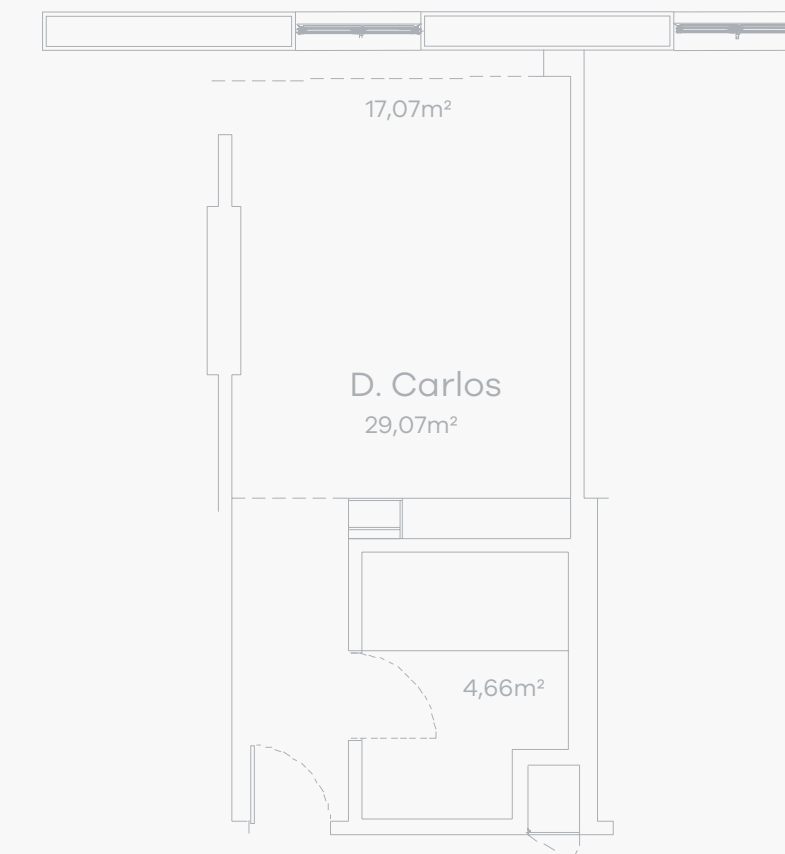
Capacity

	Area	Dimensions	 Theatre	 Classroom	 U-shape	 O-shape	 Cocktail	 Banquet
D. João II Room	107.12 sqm	7.69 x 13.14 m	85	54	36	-	110	60
D. Leonor Room	24.75 sqm	4.70 x 5.36 m	20	18	15	-	-	-
D. Carlos Room	29.07 sqm	6.70 x 4.75 m	35	24	17	22	-	-


FLOOR 0



FOOR 3



| MEETING ROOMS



HOTEL EXPERIENCES

Water Activities

Have fun in the wind with the best sports that the lagoon has to offer. Feel the breeze and take the opportunity to stay in shape with surf lessons or paddle boarding.



Ao encontro de golfinhos
Assista ao dia-a-dia espetacular
destes animais adoráveis
no seu habitat natural.
Partilhe momentos divertidos
e surpreenda-se com as
suas acrobacias no cenário
deslumbrante do rio Sado.

Tour to the island of Berlengas

Explore an authentic natural treasure that deserves to be visited at least once in a lifetime. Discover the fauna and flora, visit hidden caves and relax on idyllic beaches, in this paradise planted in the middle of the ocean.

SANA SILVER COAST

★★★★



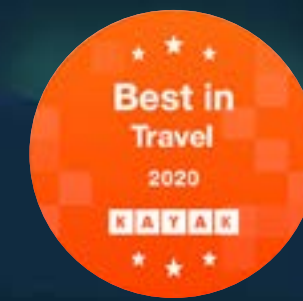
SANA Silver Coast
+351 262 000 600
sanasilvercoast@sanahotels.com



2015 Certificate of Excellence



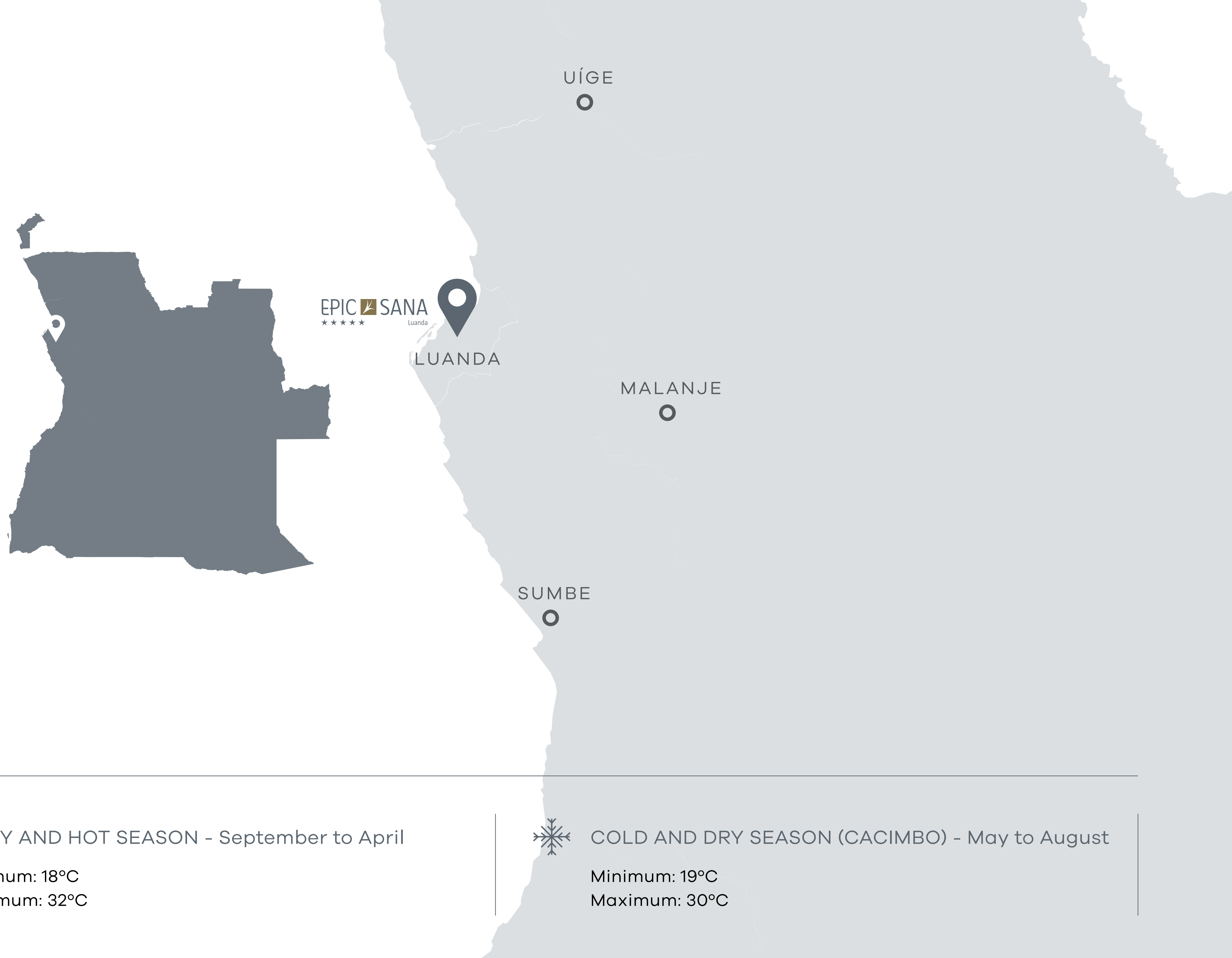
2017 Luxury Hotel




Kayak Traveller Award - Best Hotel + Best Luxury Hotel

LUANDA

Luanda is the capital and the city with the largest number of inhabitants of Angola. Located on the coast of the Atlantic Ocean, it is also the main port, economic and business Center of the country. This important African capital has more than 2 million inhabitants and has several ethnographic groups - the Umbundus being the largest and most homogeneous in Angola. The city is located next to the bay with the same name, known as Marginal. Nearby, there is São Miguel Fortress, which now houses the Armed Forces Museum. The fort overlooks the harbour and Cape Island, a long and narrow peninsula in the bay, with beaches, bars and restaurants. The safari in the Kissama National Park is the number one activity for those who visit.



TEMPERATURE



RAINY AND HOT SEASON - September to April

Minimum: 18°C
Maximum: 32°C



COLD AND DRY SEASON (CACIMBO) - May to August

Minimum: 19°C
Maximum: 30°C

A tall, modern hotel building with a swimming pool in the foreground. The building has a light-colored facade with horizontal bands of windows and balconies. The pool is in the foreground, with lounge chairs and a white planter box. The sky is blue with some clouds. The text "WELCOME TO EPIC SANALUANDA" is overlaid on the image.

WELCOME TO
EPIC SANALUANDA

LOCATION

Located in the Center of the Angolan capital, close to important business and administrative spaces with a panoramic view over the bay of Luanda, which is within short walking distance.

ACCESS

 | 15 min. from Luanda Airport

SURROUNDING AREA

-  By the beach
-  Business district
-  Shopping Area
-  Cultural and Leisure Area
- 450 m Natural History Museum
- 500 m Currency Museum
- 750 m Luanda Bay
- 1,7 km São Miguel Fortress

Rua da Missão Luanda, Angola
info.luanda@epic.sanahotels.com | + 244 930 687 656



HOTEL FACILITIES



238 Bedrooms

131 Double Standard | 88 Twin Standard | 16 Master Suites
| 3 Presidential Suites

Residence

22 Premier Suites T1 | 3 Premier Plus Suites T1 | 10 Deluxe Suites T1 |
15 Premier Suites T2



4 Restaurants

Terrakota | Vitruvius | Origami | Kimera



1 Bar

Kosmopolis



1 Disco

Switch Supper Club



Outdoor swimming pool



SAYANNA Wellness & SPA

Fitness Center | Indoor swimming pool | Treatment and
massage rooms | Sauna | Turkish Bath | Jacuzzi | Hairdresser Nail
Spa




Conventions Center

10 Modular Meeting Rooms



Car park





CONGRESS CENTER EPIC SANA LUANDA

FEATURES



Access for people with reduced mobility



Natural Light



Air conditioning in the rooms



Coffee Station, Coffee Break, Cocktail,
Set Menus & Buffets available



Wi-Fi Access



Electronic blackouts

SERVICES



Audiovisual Equipment

Built-in and portable screens | Slide projector
with various lumens | Projection screens
| Wireless microphones | Lapel microphones
| Laser pointers | Speakers | Several voice and data
connections | Digital signage | Led wall 3m x 5m



CONGRESS CENTER
FLOOR -2

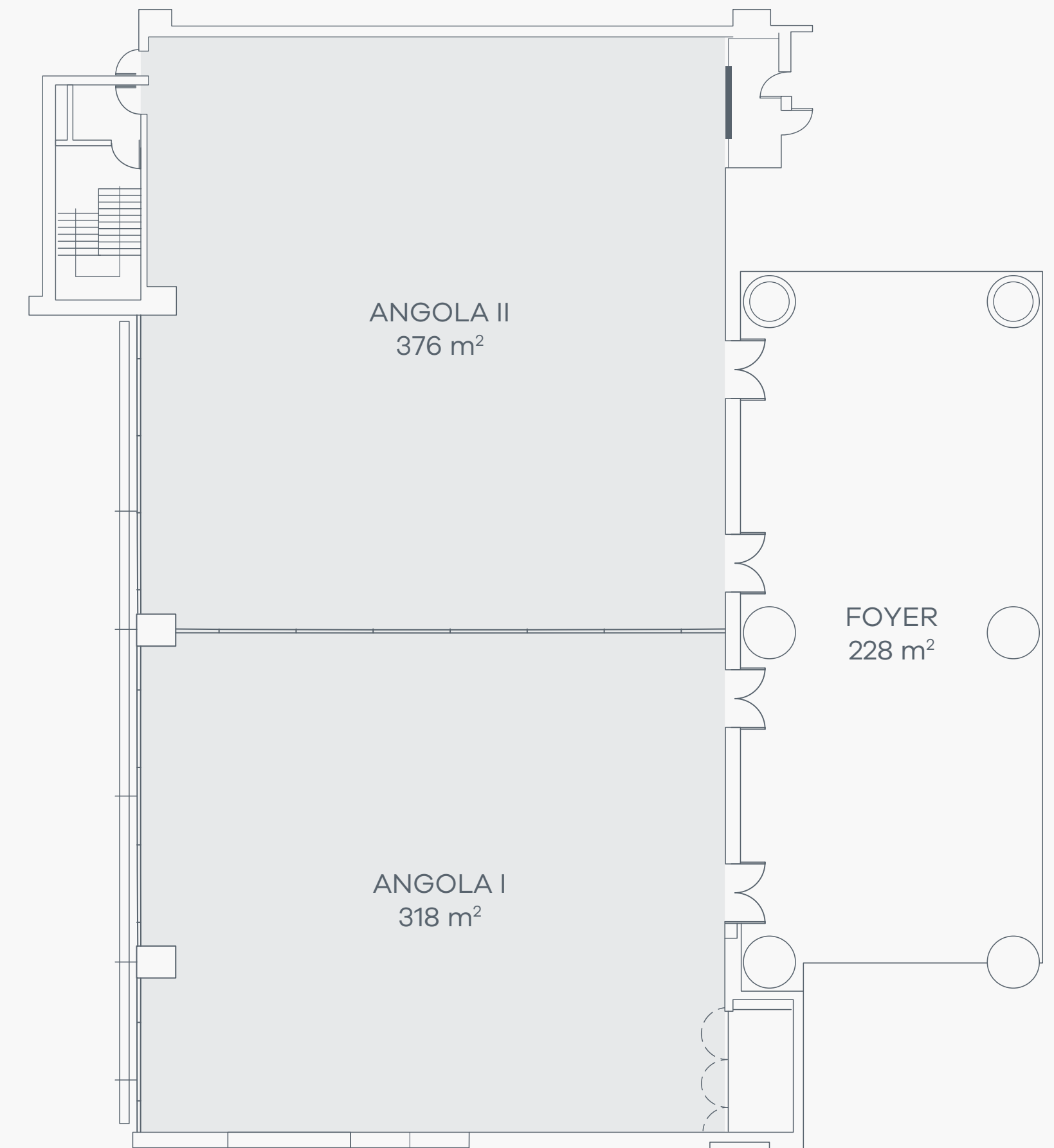


FLOOR -2

Capacity

	Area	Dimensions	Capacity								
			Theatre	Classroom	Cabaret	U-shape	O-shape	Banquet	Buffet	Cocktail	Exhibition
			5 pax								
Angola I + II	694 sqm	36 x 19.4 m*	750	567	350	135	150	200	350	750	650
Angola I	318 sqm	16.5 x 19.4 m*	300	243	150	55	80	200	150	350	274
Angola II	376 sqm	19.5 x 19.4 m*	400	324	200	80	100	250	200	400	350
Foyer	228 sqm	-	-	-	-	-	-	-	-	300	250

*100 x 1.5m



CONGRESS CENTER FLOOR -3

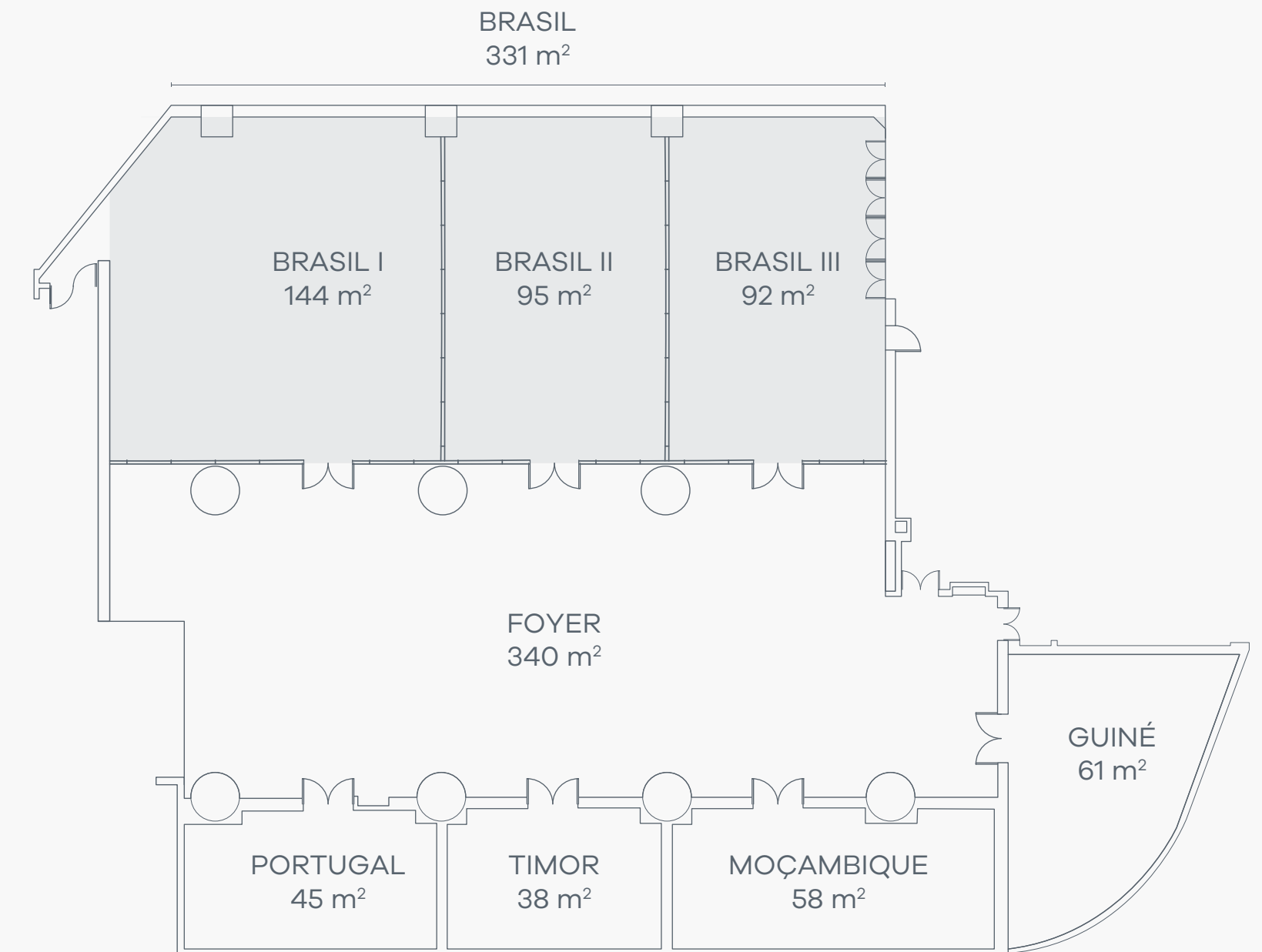


FLOOR -3

Capacity

	Area	Dimensions*	Capacity									
			Theatre	Classroom	Cabaret	U-shape	O-shape	Banquet	Buffet	Cocktail	Exhibition	
			5 pax									
Brasil+Foyer	671 sqm	-	-	-	-	-	-	-	400	330	700	600
Brasil I + II + III	331 sqm	27.6 x 12 m	320	192	140	80	82	160	140	530	320	
Brasil I	144 sqm	12 x 12 m	150	80	50	35	40	80	50	155	150	
Brasil II	95 sqm	7.9 x 12 m	72	56	30	25	30	50	30	90	72	
Brasil III	92 sqm	7.7 x 12 m	68	56	30	25	30	50	30	85	68	
Foyer Brasil	264 sqm	-	-	-	-	-	-	-	-	440	300	
Portugal	45 sqm	8.9 x 5 m	30	24	-	15	16	20	-	-	50	
Timor	38 sqm	7.60 x 5 m	24	18	-	13	14	20	-	-	40	
Moçambique	58 sqm	11.60 x 5 m	45	30	-	21	22	20	-	-	65	
Guiné	61 sqm	12.20 x 5 m	30	30	-	21	24	20	-	-	60	

*Height 4 m



EPIC SANA

★ ★ ★ ★ ★

Luanda



EPIC SANA Luanda

+ 244 222 642 600 | +244 946 998 708

ge.luanda@epic.sanahotels.com



2015 Certificate of Excellence



2016 Angola's Leading Business Hotel



2018 Luxury Hotel
2017 Luxury Business Hotel
2017 Luxury Diplomatic Hotel
2017 Luxury City Hotel
2016 Luxury Diplomatic Hotel



World Luxury Hotel Awards
Continent Win in Luxury Diplomatic Hotel 2020



Angola's Best MICE Hotel 2020

BERLIN

Berlin is one of the most progressive and cosmopolitan cities in Europe. A trip to Berlin is always well worth it, because this city has activities for all 365 days of the year: from cultural events and exhibitions, pop concerts and street festivals to its famous nightlife. Strategically located next to Tiergarten park, Zoo and a department store, SANA Berlin is the ideal location to start exploring the city.




BERLIN
SANA  BERLIN
★★★★ Superior

TEMPERATURE



SPRING

Minimum: 8°C | 46°F
Maximum: 18°C | 64°F



SUMMER

Minimum: 11°C | 51°F
Maximum: 28°C | 82°F



AUTUMN

Minimum: 2°C | 35°F
Maximum: 8°C | 46°F



WINTER

Minimum: -1°C | 32°F
Maximum: 4°C | 39°F

WELCOME TO
SANA BERLIN



SANA BERLIN

★★★★ Superior

LOCATION

Central location in Berlin, just a few meters from Kurfürstendamm.

ACCESS



3 min from U Augsburger Str.
4 min from U-Bhf Spichernstraße
Metro



30 min from Berlin Brandenburg Airport (BER)

SURROUNDING AREA



Playful Zone
900 m> Zoo
1.9 km> Tiergarten park



Commercial Area
650 m> KaDeWe shopping center
1.8 km> Kurfürstendamm

Nürnberger Strasse 33/34
10777 Berlin, Germany
sanaberlin@sanahotels.com | +49 30 2005 1510



HOTEL FACILITIES



166 Bedrooms
130 Deluxe Double | 13 Premium Deluxe Double |
10 Family Rooms | 12 Junior Suites | 1 Suite



Residence
42 Apartments



1 Lobby Bar & Restaurant




Fitness Center



Wellness Area
Indoor pool | Steam Bath | Sauna



Meeting Rooms
6 Meeting Rooms





MEETING ROOMS

FEATURES



Access for people with reduced mobility



Natural Light



Air conditioning in the rooms



Coffee Station, Coffee Break, Cocktail,
Menus & Buffets available



Wi-Fi Access

SERVICES



Audiovisual Equipment

Built-in and portable screens

| Projectors of various lumens | Wireless microphones

| Lavalier microphones | Laser pointers | Sound speakers

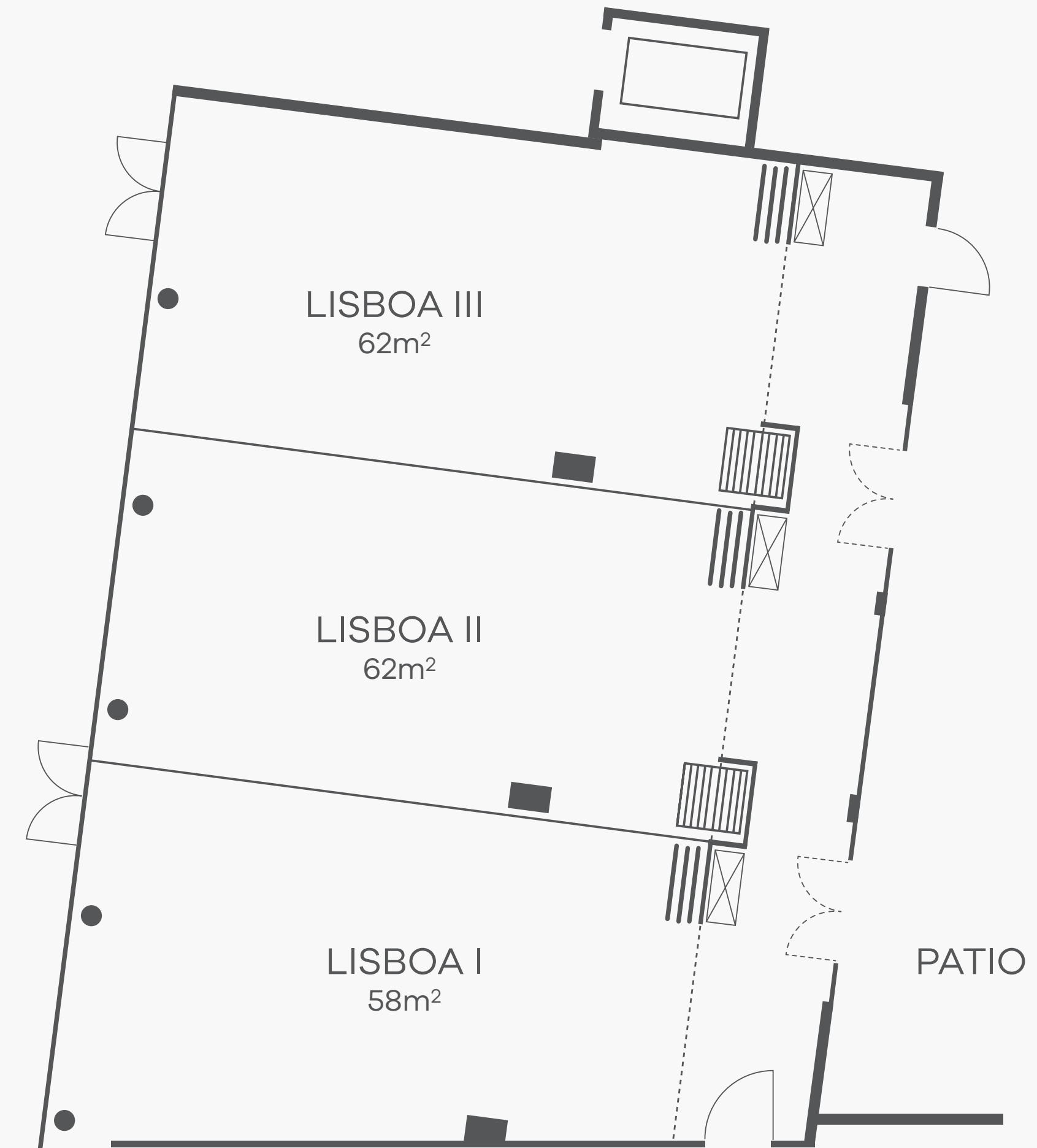
| Various connections of voice and data

| Digital signage | Hybrid and streaming equipment



MEETING ROOM LISBOA

	Area	Dimensions	Capacity						
			Theatre	Classroom	U-shape	O-shape	Banquet	Dinner/Lunch	Cocktail
Lisboa I	58 sqm	10.70 m x 5.40 m	56	38	20	20	30	-	-
Lisboa II	62 sqm	10.70 m x 5.80 m	56	38	20	20	30	-	-
Lisboa III	62 sqm	10.70 m x 5.70 m	56	38	20	20	30	-	-
Lisboa I+II	120 sqm	11.20 m x 10.70 m	90	50	25	28	70	-	-
Lisboa II+III	124 sqm	11.50 m x 10.70 m	90	50	25	28	70	-	-
Lisboa I+II+III	185 sqm	17.30 m x 10.70 m	120	100	40	46	130	-	-
Outdoor Patio	190 sqm	-	-	-	-	-	-	100	150

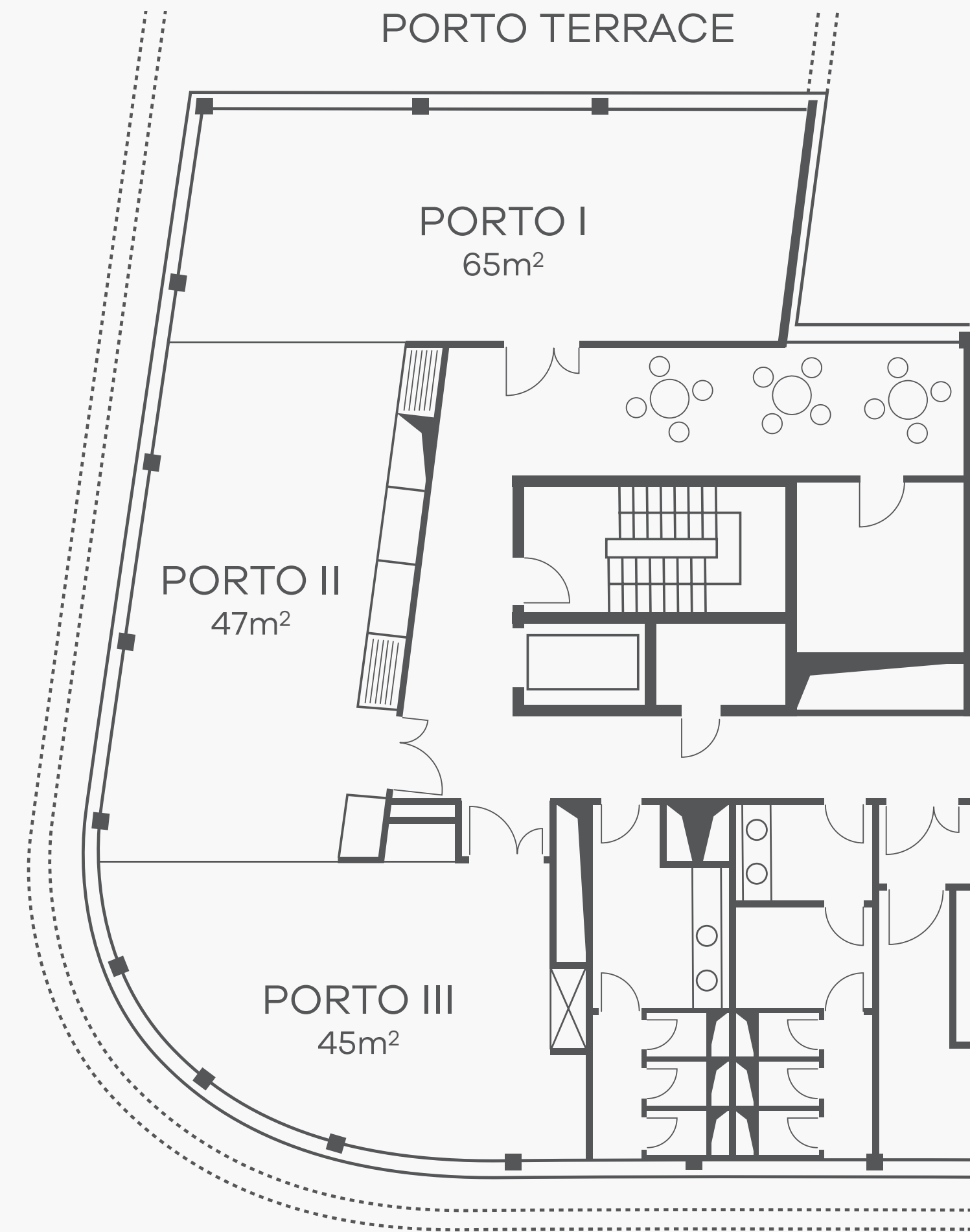


1 MEETING ROOM LISBOA



MEETING ROOM PORTO

	Area	Dimensions	Capacity							Dinner/Lunch	Cocktail
			Theatre	Classroom	U-shape	O-shape	Banquet				
Porto I	65 sqm	11.00 x 5.80	30	20	20	22	20	-	-		
Porto II	47 sqm	8.60 x 5.40	20	15	15	17	20	-	-		
Porto III	45 sqm	7.50 x 6.00	30	15	15	17	20	-	-		
Porto I+II	112 sqm	14.50 x 5.40	50	30	25	27	40	-	-		
Porto II+III	92 sqm	12.60 x 5.40	70	10	25	27	40	-	-		
Porto I+II+III	157 sqm	20.00 x 5.40	70	40	35	37	60	-	-		
Porto Terrace	92 sqm	-	-	-	-	-	-	20	50		



MEETING ROOM PORTO



SANA BERLIN

★★★★ Superior



SANA Berlin
+49 30 2005 1510
sanaberlin@sanahotels.com



2015 Certificate
of Excellence

MYRIAD BY SANA
+351 211 107 600
info@myriad.pt

EPIC SANA Lisboa
+351 211 597 300
rsv.lisboa@epic.sanahotels.com

EPIC SANA MARQUÊS
+351 210 064 300
rsv.marques@epic.sanahotels.com

EPIC SANA Algarve
+351 289 104 300
rsv.algarve@epic.sanahotels.com

SANA MALHOA
+351 210 061 800
sanamalhoa@sanahotels.com

SANA METROPOLITAN
+351 217 982 500
sanametropolitan@sanahotels.com

SANA SILVER COAST
+351 262 000 600
sanasilvercoast@sanahotels.com

SANA SESIMBRA
+351 212 289 000
sanasesimbra@sanahotels.com

SANA BERLIN
+49 30 2005 1510
sanaberlin@sanahotels.com

EPIC SANA Luanda
+244 222 642 600 | +244 930 687 656
rsv.luanda@epic.sanahotels.com

SUD HALL
+351 211 592 700
comercial@sudlisboa.com



BEYOND YOUR EXPECTATIONS